



**Automatización Eléctrica**  
Especialistas en Automatización

At the end of this document you will find links to products related to this catalog. You can go directly to our shop by clicking [HERE](#). [HERE](#)

# Single relay - REL-IR2/LDP-125DC/2X21 - 2903664

Please be informed that the data shown in this PDF Document is generated from our Online Catalog. Please find the complete data in the user's documentation. Our General Terms of Use for Downloads are valid (<http://phoenixcontact.com/download>)



Plug-in industrial relay with power contacts, 2 PDTs, test button, status LED, freewheeling diode, mechanical switch position indicator, polarity: A1+, A2-, input voltage: 125 V DC

The figure shows version REL-IR2/LDP- 24DC/2X21

## Key Commercial Data

Packing unit	10 STK
Minimum order quantity	10 STK
GTIN	 4 046356 758178

## Technical data

### Dimensions

Width	21.2 mm
Height	35.6 mm
Depth	27.5 mm

### Ambient conditions

Ambient temperature (operation)	-40 °C ... 70 °C
Ambient temperature (storage/transport)	-40 °C ... 85 °C

### Coil side

Nominal input voltage $U_N$	125 V DC
Input voltage range in reference to $U_N$	see diagram
Typical input current at $U_N$	7.7 mA
Typical response time	13 ms
Typical release time	14 ms
Protective circuit	Damping diode
Status display	Yellow LED
Power dissipation for nominal condition	0.96 W

### Contact side

Contact type	2 PDT
Contact material	AgNi

# Single relay - REL-IR2/LDP-125DC/2X21 - 2903664

## Technical data

### Contact side

Maximum switching voltage	250 V AC/DC
Minimum switching voltage	5 V (At 24 mA)
Min. switching current	5 mA (at 24 V)
Maximum inrush current	30 A (20 ms, N/O contact)
Limiting continuous current	12 A
Interrupting rating (ohmic load) max.	288 W (at 24 V DC)
	124 W (at 48 V DC)
	108 W (at 60 V DC)
	52 W (at 110 V DC)
	48 W (at 220 V DC)
	3000 VA (for 250 V AC)
Switching capacity min.	0.12 W
Switching capacity in acc. with DIN VDE 0660/IEC 60947	2 A (at 24 V, DC13)
	0.22 A (at 120 V, DC13)
	0.11 A (at 250 V, DC13)
	3 A (at 120 V, AC15)
	1.5 A (at 240 V, AC15)

### General

Test voltage relay winding/relay contact	2.5 kV <sub>rms</sub> (50 Hz, 1 min.)
Test voltage relay contact/relay contact	2.5 kV <sub>rms</sub> (50 Hz, 1 min.)
Test voltage PDT/PDT	2.5 kV <sub>rms</sub> (50 Hz, 1 min.)
Operating mode	100% operating factor
Degree of protection	RT I
Mechanical service life	Approx. 2 x 10 <sup>7</sup> cycles
Designation	Air clearances and creepage distances between the power circuits
Standards/regulations	IEC 61810
Rated insulation voltage	250 V AC
Degree of pollution	3
Overvoltage category	III
Designation	Standards/regulations
Standards/regulations	IEC 61810
Mounting position	any

### Standards and Regulations

Connection in acc. with standard	CSA
Designation	Air clearances and creepage distances between the power circuits
Standards/regulations	IEC 61810
Rated insulation voltage	250 V AC
Insulation	Basic insulation
Degree of pollution	3

# Single relay - REL-IR2/LDP-125DC/2X21 - 2903664

## Technical data

### Standards and Regulations

Overvoltage category	III
Designation	Standards/regulations
Standards/regulations	IEC 61810

## Classifications

### eCl@ss

eCl@ss 4.0	27371104
eCl@ss 4.1	27371104
eCl@ss 5.0	27371001
eCl@ss 5.1	27371001
eCl@ss 6.0	27371001
eCl@ss 7.0	27371001
eCl@ss 8.0	27371601
eCl@ss 9.0	27371601

### ETIM

ETIM 3.0	EC000196
ETIM 4.0	EC000196
ETIM 5.0	EC001437

### UNSPSC

UNSPSC 6.01	30211916
UNSPSC 7.0901	39121515
UNSPSC 11	39121515
UNSPSC 12.01	39121515
UNSPSC 13.2	39121515

## Approvals

### Approvals

---

#### Approvals

CSA / UL Recognized / cUL Recognized / VDE Zeichengenehmigung / EAC / EAC / cULus Recognized

---

#### Ex Approvals

---





#### Approvals submitted

---

# Single relay - REL-IR2/LDP-125DC/2X21 - 2903664

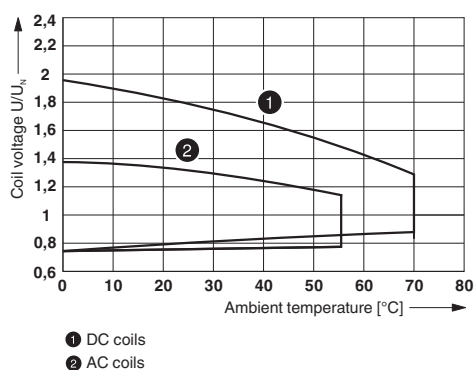
## Approvals

### Approval details

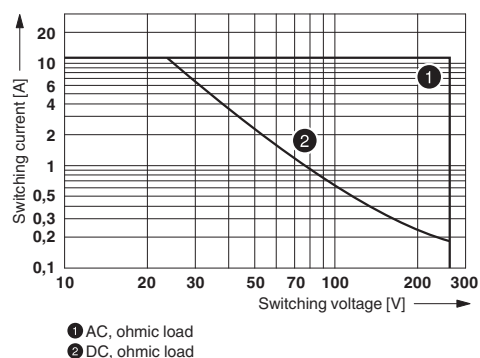


## Drawings

Diagram



Diagram

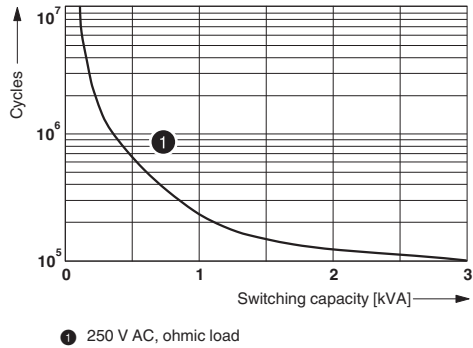


Operating voltage range

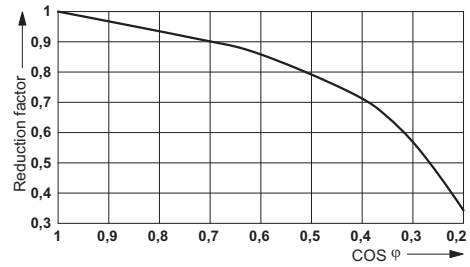
Interrupting rating

# Single relay - REL-IR2/LDP-125DC/2X21 - 2903664

Diagram



Diagram



Electrical service life

Service life reduction factor

Phoenix Contact 2016 © - all rights reserved  
<http://www.phoenixcontact.com>

PHOENIX CONTACT GmbH & Co. KG  
Flachsmarktstr. 8  
32825 Blomberg  
Germany  
Tel. +49 5235 300  
Fax +49 5235 3 41200  
<http://www.phoenixcontact.com>



Below is a list of articles with direct links to our shop Electric Automation Network where you can see:

- Quote per purchase volume in real time.
- Online documentation and datasheets of all products.
- Estimated delivery time enquiry in real time.
- Logistics systems for the shipment of materials almost anywhere in the world.
- Purchasing management, order record and tracking of shipments.

To access the product, [click on the green button.](#)

Product	Code	Reference	Product link
Plug-in industrial relay with power contacts, 2 PDTs, test button, status LED, freewheeling diode, mechanical switch position indicator, polarity: A1+, A2-, input voltage: 125 V DC	2903664	REL-IR2/ LDP-125DC/2X21	<a href="#">Buy on EAN</a>