



Automatización Eléctrica
Especialistas en Automatización

At the end of this document you will find links to products related to this catalog. You can go directly to our shop by clicking [HERE](#). [HERE](#)

Hybrid motor starter - ELR H3-I-SC-230AC/500AC-2 - 2900544

Please be informed that the data shown in this PDF Document is generated from our Online Catalog. Please find the complete data in the user's documentation. Our General Terms of Use for Downloads are valid (<http://phoenixcontact.com/download>)



Hybrid motor starter for starting 3~ AC motors up to 550 V AC, with 230 V AC input, 2.4 A output current, and adjustable overload shutdown.

The figure shows the 9 A version

Why buy this product

- 22.5 mm wide
- Low-wear switching
- Long service life
- Space saving
- Reduction in wiring
- Bimetal function can be set up to 9 A
- 3-phase loop bridges



Key Commercial Data

Packing unit	1 STK
GTIN	 4 046356 527699

Technical data

Dimensions

Width	22.5 mm
Height	99 mm
Depth	114.5 mm

Ambient conditions

Ambient temperature (operation)	-25 °C ... 70 °C (observe derating)
Ambient temperature (storage/transport)	-40 °C ... 80 °C
Degree of protection	IP20

Device supply

Rated control circuit supply voltage U_s	230 V AC (50/60 Hz)
--	---------------------

Hybrid motor starter - ELR H3-I-SC-230AC/500AC-2 - 2900544

Technical data

Device supply

Control supply voltage range	85 V AC ... 253 V AC
Rated control supply current I _s	4 mA
Protective circuit	Surge protection

Input data

Input name	Control input right/left
Rated actuating voltage U _c	230 V AC
Voltage range	85 V AC ... 253 V AC
Rated actuating current I _c	7 mA
Switching threshold	44 V AC ("0" signal)
	85 V AC ("1" signal)
Typical turn-off time	< 70 ms

Output data load output

Output name	AC output
Rated operating voltage U _e	500 V AC
Operating voltage range	42 V AC ... 550 V AC
Mains frequency	50 Hz
	60 Hz
Load current range	180 mA ... 2.4 A (see to derating)
Trigger characteristic in acc. with IEC 60947	Class 10A
Cooling time	20 min. (for auto reset)
Rated operating current at AC-51	2.4 A
Rated operating current at AC-53a	2.4 A
Leakage current	0 mA
Protective circuit	Surge protection

Output data reply output

Output name	Acknowledge output
Note	Confirmation: floating change-over contact, signal contact
Contact type	1 PDT
Switching capacity according to IEC 60947-5-1	3 A (230 V, AC15)
	2 A (24 V, DC13)

General

Switching frequency	≤ 2 Hz (Load-dependent)
Mounting position	vertical (horizontal DIN rail, motor output below)
Assembly instructions	alignable, for spacing see derating
Operating mode	100% operating factor
Maximum power dissipation	4.1 W
Minimum power dissipation	0.88 W
Operating voltage display	Green LED
Status display	Yellow LED

Hybrid motor starter - ELR H3-I-SC-230AC/500AC-2 - 2900544

Technical data

General

Indication	Red LED
------------	---------

Connection data, input side

Connection name	Control circuits
Connection method	Screw connection
Stripping length	8 mm
Screw thread	M3
Conductor cross section solid	0.2 mm ² ... 2.5 mm ²
Conductor cross section flexible	0.2 mm ² ... 2.5 mm ²
Conductor cross section AWG	24 ... 14
Torque	0.5 Nm ... 0.6 Nm

Connection data, output side

Connection name	Load circuit
Connection method	Screw connection
Stripping length	8 mm
Screw thread	M3
Conductor cross section solid	0.2 mm ² ... 2.5 mm ²
Conductor cross section flexible	0.2 mm ² ... 2.5 mm ²
Conductor cross section AWG	24 ... 14
Torque	0.5 Nm ... 0.6 Nm

Standards/regulations

Designation	Standards/regulations
Standards/regulations	IEC 60947-1
	EN 60947-4-2
	IEC 61508
	ISO 13849

Insulation characteristics

Rated insulation voltage	500 V
Rated surge voltage	4 kV
Overvoltage category	III
Degree of pollution	2
Designation	Insulation characteristics between the control input and control supply voltage, and auxiliary circuit to the main circuit
Insulation	Safe isolation (IEC 60947-1) at operating voltage ≤ 300 V AC
	Safe isolation (EN 50178) at operating voltage ≤ 300 V AC
	Basic isolation (IEC 60947-1) at operating voltage 300 ... 500 V AC
	Safe isolation (EN 50178) at operating voltage 300 ... 500 V AC
Designation	Isolation characteristics between the control input and control supply voltage to auxiliary circuit
Insulation	Safe isolation (IEC 60947-1) in the auxiliary circuit ≤ 300 V AC
	Safe isolation (EN 50178) in the auxiliary circuit ≤ 300 V AC

Hybrid motor starter - ELR H3-I-SC-230AC/500AC-2 - 2900544

Technical data

UL data

SCCR	100 kA (480 V AC (fuse: 30 A class CC/30 A class J (high fault)))
	5 kA (480 V AC (fuse: 20 A RK5 (standard fault)))
FLA	2.4 A (480 V AC)
Group installation	20 A (class RK5, SCCR 5kA, #24 - 14 AWG max. solid and stranded)
	30 A (class CC or J, SCCR 100kA, #24 - 14 AWG max, solid and stranded)
Category code	NLDX / NRNT

Standards and Regulations

Designation	Standards/regulations
Standards/regulations	IEC 60947-1
	EN 60947-4-2
	IEC 61508
	ISO 13849

Classifications

eCl@ss

eCl@ss 4.0	27371102
eCl@ss 4.1	27371102
eCl@ss 5.0	27371601
eCl@ss 5.1	27371601
eCl@ss 6.0	27371601
eCl@ss 7.0	27371601
eCl@ss 8.0	27370905

ETIM

ETIM 2.0	EC000066
ETIM 3.0	EC000066
ETIM 4.0	EC000066
ETIM 5.0	EC002055

UNSPSC

UNSPSC 6.01	30211915
UNSPSC 7.0901	39121514
UNSPSC 11	39121514
UNSPSC 12.01	39121514
UNSPSC 13.2	39121514

Approvals

Approvals

Hybrid motor starter - ELR H3-I-SC-230AC/500AC-2 - 2900544

Approvals

Approvals

UL Listed / cUL Listed / IECEE CB Scheme / UL Listed / cUL Listed / EAC / EAC / cULus Listed

Ex Approvals

Approvals submitted

Approval details

UL Listed

cUL Listed

IECEE CB Scheme

UL Listed

cUL Listed

EAC

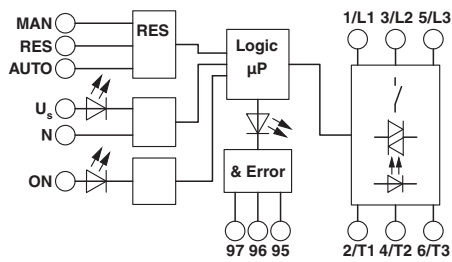
EAC

cULus Listed

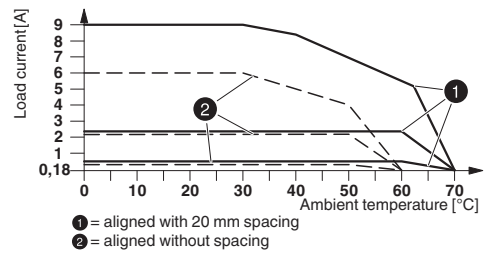
Drawings

Hybrid motor starter - ELR H3-I-SC-230AC/500AC-2 - 2900544

Block diagram

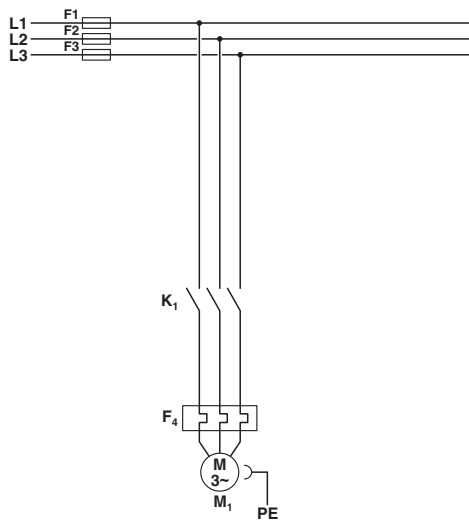


Diagram



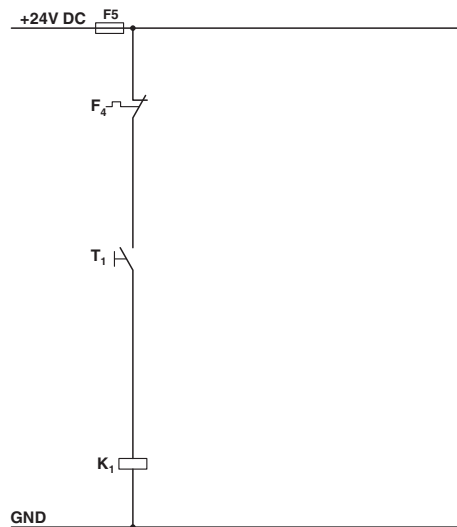
Derating diagram

Circuit diagram



Conventional structure
Main current path reversing contactor
K1 = Right contactor
F4 = Motor protection relay

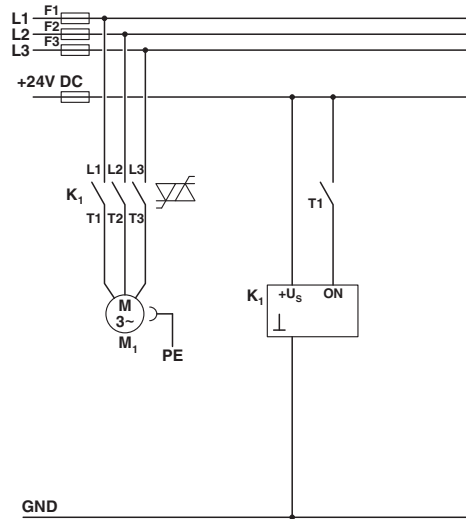
Circuit diagram



Conventional structure
Control current path contactor
K1 = Right contactor
T1 = Right
F4 = Motor protection relay

Hybrid motor starter - ELR H3-I-SC-230AC/500AC-2 - 2900544

Circuit diagram



Structure with CONTACTRON

Main and control current path for '2 in 1' hybrid motor starter

K1 = '2 in 1' hybrid motor starter

T1 = Right

Phoenix Contact 2016 © - all rights reserved
<http://www.phoenixcontact.com>

PHOENIX CONTACT GmbH & Co. KG
Flachmarktstr. 8
32825 Blomberg
Germany
Tel. +49 5235 300
Fax +49 5235 3 41200
<http://www.phoenixcontact.com>



Automatización Eléctrica
Especialistas en Automatización

Below is a list of articles with direct links to our shop Electric Automation Network where you can see:

- Quote per purchase volume in real time.
- Online documentation and datasheets of all products.
- Estimated delivery time enquiry in real time.
- Logistics systems for the shipment of materials almost anywhere in the world.
- Purchasing management, order record and tracking of shipments.

To access the product, [click on the green button.](#)

Product	Code	Reference	Product link
Hybrid motor starter for starting 3~ AC motors up to 550 V AC, with 230 V AC input, 2.4 A output current, and adjustable overload shutdown.	2900544	ELR H3-I-SC-230AC/500AC-2	Buy on EAN