



Automatización Eléctrica
Especialistas en Automatización

At the end of this document you will find links to products related to this catalog. You can go directly to our shop by clicking [HERE](#). [HERE](#)

Thermomagnetic device circuit breaker - CB TM1 4A SFB P - 2800839

Please be informed that the data shown in this PDF Document is generated from our Online Catalog. Please find the complete data in the user's documentation. Our General Terms of Use for Downloads are valid (<http://phoenixcontact.com/download>)



Thermomagnetic device circuit breaker, 1-pos., tripping characteristic SFB, 1 PDT contact, plug for base element.

The figure shows the CB TM1 0.5A SFB P version

Why buy this product

- Compact design with precise nominal current levels
- Modular expansion possible thanks to the uniform, plug-in housing concept
- Sophisticated remote signaling concept enables monitoring from any location
- Maximum overcurrent protection across long cable paths via SFB trigger characteristic
- Supply/remote signaling can be bridged with CLIPLINE complete accessories

Key Commercial Data

Packing unit	1 STK
GTIN	 4 046356 689908

Technical data

Dimensions

Height	45 mm
Width	12.3 mm
Depth	52 mm
Complete module height	90 mm
Complete module width	12.3 mm
Complete module depth	77.3 mm

Ambient conditions

Ambient temperature (operation)	-30 °C ... 60 °C
Ambient temperature (storage/transport)	-40 °C ... 80 °C
Humidity test	240 h, 95% RH, 40°C
Shock (operation)	30g (IEC 60068-2-27, Test Ea)
Degree of protection	IP30 (Actuation area)

General

Thermomagnetic device circuit breaker - CB TM1 4A SFB P - 2800839

Technical data

General

Installation instructions	When mounted in rows, the nominal device current can be limited to just 80% or must be oversized accordingly.
Flammability rating according to UL 94	V0
Mounting type	On base element
Color	gray
Number of positions	1
Insulating material group	II
Degree of pollution	2
Type	Male

Electrical data

Fuse type	SFB
Rated surge voltage	2.5 kV (Increased insulation in actuation area)
Rated voltage	50 V DC (IEC 60934)
	50 V DC (UL 1077)
	50 V DC (UL 508 - with plug-in base)
Rated current I_N	4 A (IEC 60934)
	4 A DC (low-induction load according to UL 1077)
	4 A DC (low-induction load according to UL 508 - with plug-in base)
Rated insulation voltage U_i	277 V AC (UL 1077)
	250 V AC (IEC 60934)
Required backup fuse	16 A
Contact type	1 PDT
Power dissipation	1.44 W (in nominal operation per channel)
Insulation resistance R_{iso}	> 100 MΩ (500 V DC)
Type of actuation	S type
Tripping method	TM (thermomagnetic)
Tripping level	Trip-free mechanism (positive)
Rated short-circuit switching capacity I_{cn}	600 A (50 V DC)
Short-circuit switching capacity I_k	1000 A AC 277 V AC
	1000 A DC 50 V DC
Dielectric strength	3000 V AC (Actuation area)
	1500 V AC (Main to auxiliary circuit)
	1500 V AC (Open main circuit)
	1000 V AC (Open auxiliary circuit)
Voltage drop	0.34 V (at $1 \times I_n$)
Switching cycles, max.	6000 (at $1 \times I_n$)
Contact type	1 PDT
Auxiliary circuit	277 V AC / 0.5 A (Low-induction)
	277 V AC / 1 A (Low-induction, maximum of 2000 cycles)
	50 V DC / 1 A (Low-induction)

Thermomagnetic device circuit breaker - CB TM1 4A SFB P - 2800839

Technical data

Electrical data

Minimum auxiliary contact operating voltage	10 V
Maximum auxiliary contact operating voltage	240 V
	240 V
Minimum auxiliary contact operating current	10 mA
Maximum auxiliary contact operating current	1 A
Vibration resistance, frequency	57 Hz ... 500 Hz (IEC 60068-2-6, Fc, sine)
Vibration resistance, amplitude	± 0.61 mm (10 - 57 Hz)
Vibration resistance, acceleration	80 m/s ²
Vibration resistance, test duration	10 (Frequency cycles/axis)

Standards and Regulations

Standards/specifications	EN 60934
	UL 1077 UL/C-UL recognized
	UL 508 UL/C - UL listed
	CSA 22.2 No. 235-041

Classifications

eCl@ss

eCl@ss 4.0	27141116
eCl@ss 4.1	27141116
eCl@ss 5.0	27141116
eCl@ss 5.1	27141116
eCl@ss 6.0	27141116
eCl@ss 7.0	27141116
eCl@ss 8.0	27141116

ETIM

ETIM 3.0	EC000899
ETIM 4.0	EC000899
ETIM 5.0	EC000899

UNSPSC

UNSPSC 6.01	30211812
UNSPSC 7.0901	39121411
UNSPSC 11	39121411
UNSPSC 12.01	39121411
UNSPSC 13.2	39121411

Approvals

Approvals

Thermomagnetic device circuit breaker - CB TM1 4A SFB P - 2800839

Approvals


Approvals


VDE Zeichengenehmigung / UL Recognized / cUL Recognized / GL / UL Listed / cUL Listed / EAC / CSA / EAC / cULus Recognized / cULus Listed


Ex Approvals

Approvals submitted

Approval details

VDE Zeichengenehmigung 

UL Recognized 

cUL Recognized 

GL

UL Listed 

cUL Listed 


EAC

CSA

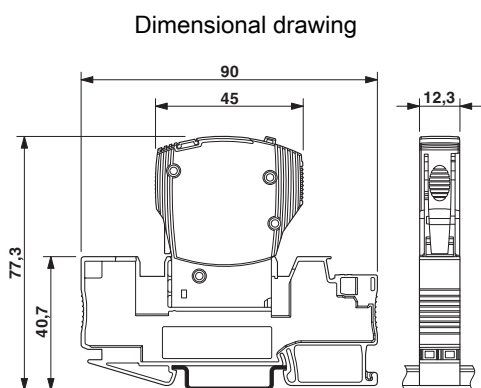
EAC

Thermomagnetic device circuit breaker - CB TM1 4A SFB P - 2800839

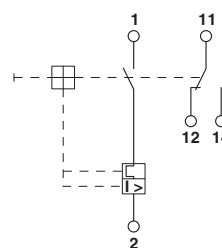
Approvals



Drawings

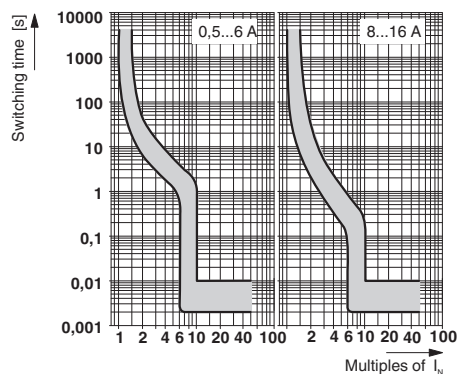


Circuit diagram



The figure shows the complete module consisting of a base element and connector

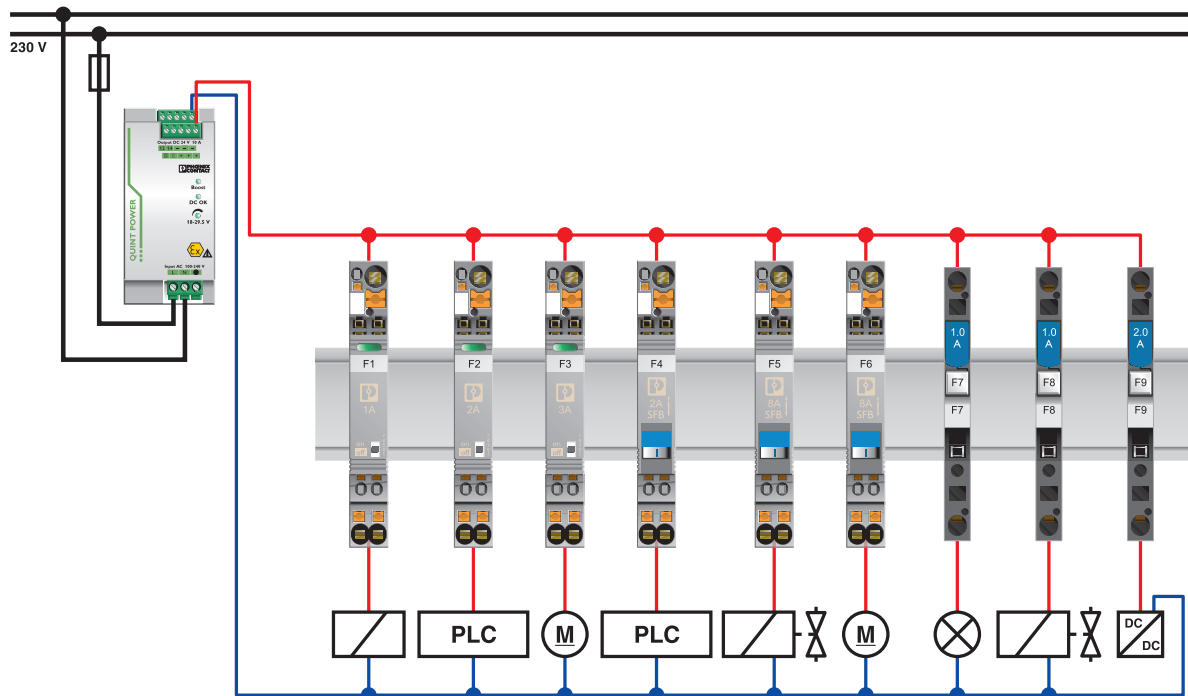
Diagram



Trigger characteristic in the DC range

Thermomagnetic device circuit breaker - CB TM1 4A SFB P - 2800839

Application drawing



Phoenix Contact 2016 © - all rights reserved
<http://www.phoenixcontact.com>

PHOENIX CONTACT GmbH & Co. KG
Flachsmarktstr. 8
32825 Blomberg
Germany
Tel. +49 5235 300
Fax +49 5235 3 41200
<http://www.phoenixcontact.com>



Automatización Eléctrica
Especialistas en Automatización

Below is a list of articles with direct links to our shop Electric Automation Network where you can see:

- Quote per purchase volume in real time.
- Online documentation and datasheets of all products.
- Estimated delivery time enquiry in real time.
- Logistics systems for the shipment of materials almost anywhere in the world.
- Purchasing management, order record and tracking of shipments.

To access the product, [click on the green button.](#)

Product	Code	Reference	Product link
Thermomagnetic device circuit breaker, 1-pos., tripping characteristic SFB, 1 PDT contact, plug for base element.	2800839	CB TM1 4A SFB P	Buy on EAN