



**Automatización Eléctrica**  
Especialistas en Automatización

At the end of this document you will find links to products related to this catalog. You can go directly to our shop by clicking [HERE](#). [HERE](#)

# Type 1/2 surge protection plug - VAL-MS-T1/T2 175/12.5 ST - 2800676

Please be informed that the data shown in this PDF Document is generated from our Online Catalog. Please find the complete data in the user's documentation. Our General Terms of Use for Downloads are valid (<http://phoenixcontact.com/download>)



L-N replacement plug for VAL-MS-T1/T2 175/12.5 plug-in lighting/surge arrester.



## Key Commercial Data

Packing unit	10 STK
Minimum order quantity	10 STK
GTIN	 4 046356 624350

## Technical data

### Dimensions

Height	47 mm
Width	17.5 mm
Depth	67.3 mm
Horizontal pitch	1 Div.

### Ambient conditions

Degree of protection	IP20
Ambient temperature (operation)	-40 °C ... 80 °C
Ambient temperature (storage/transport)	-40 °C ... 80 °C
Altitude	≤ 2000 m (amsl (above mean sea level))
Permissible humidity (operation)	5 % ... 95 %
Shock (operation)	30g (half sinus / 11 ms / 3x ±X, ±Y, ±Z)
Vibration (operation)	7.5g (10 ... 500 Hz / 2.5 h / X, Y, Z)

### General

Standards/specifications	IEC 61643-11 2011
	EN 61643-11 2012
IEC test classification	I / II

# Type 1/2 surge protection plug - VAL-MS-T1/T2 175/12.5 ST - 2800676

## Technical data

### General

	T1 / T2
	I
EN type	T1 / T2
IEC power supply system	TN-C
	TT
SPD design	Voltage-limiting type
Mode of protection	L-PEN
	L-N
Mounting type	On base element
Color	jet black RAL 9005
Housing material	PA 6.6
	PBT
Degree of pollution	2
Flammability rating according to UL 94	V-0
Type	Male
Surge protection fault message	optical

### Protective circuit

Nominal voltage $U_N$	120/208 V AC (TN-C, TN-S)
	120/208 V AC (TT)
Nominal frequency $f_N$	50 Hz (60 Hz)
Maximum continuous voltage $U_C$	175 V AC
Residual current $I_{PE}$	$\leq 800 \mu\text{A}$
Standby power consumption $P_C$	$\leq 140 \text{ mVA}$
Nominal discharge current $I_n$ (8/20) $\mu\text{s}$	12.5 kA
Maximum discharge current $I_{max}$ (8/20) $\mu\text{s}$	50 kA
Impulse discharge current (10/350) $\mu\text{s}$ , charge	6.25 As
Impulse discharge current (10/350) $\mu\text{s}$ , specific energy	39 kJ/ $\Omega$
Impulse discharge current (10/350) $\mu\text{s}$ , peak value $I_{imp}$	12.5 kA
Short-circuit current rating $I_{SCCR}$	25 kA
Voltage protection level $U_p$	$\leq 0.8 \text{ kV}$
Residual voltage $U_{res}$	$\leq 0.8 \text{ kV}$ (at $I_n$ )
	$\leq 0.7 \text{ kV}$ (at 10 kA)
	$\leq 0.6 \text{ kV}$ (at 5 kA)
	$\leq 0.5 \text{ kV}$ (at 3 kA)
TOV behavior at $U_T$	208 V AC (5 s / withstand mode)
	229 V AC (120 min / withstand mode)
Response time $t_A$	$\leq 25 \text{ ns}$
Max. backup fuse with branch wiring	160 A (gG)

### UL specifications

# Type 1/2 surge protection plug - VAL-MS-T1/T2 175/12.5 ST - 2800676

## Technical data

### UL specifications

SPD Type	4CA
Maximum continuous operating voltage MCOV (L-N)	175 V AC
Nom. voltage	120 V AC
Mode of protection	L-N
Power distribution system	1
Nominal frequency	50/60 Hz
Measured limiting voltage MLV (L-N)	2200 V
Nominal discharge current I <sub>n</sub> (L-N)	20 kA

## Classifications

### eCl@ss

eCl@ss 4.0	27140201
eCl@ss 4.1	27130801
eCl@ss 5.0	27130801
eCl@ss 5.1	27130801
eCl@ss 6.0	27130802
eCl@ss 7.0	27130802
eCl@ss 8.0	27130802
eCl@ss 9.0	27130802

### ETIM

ETIM 2.0	EC000941
ETIM 3.0	EC000941
ETIM 4.0	EC000381
ETIM 5.0	EC000381

### UNSPSC

UNSPSC 6.01	30212010
UNSPSC 7.0901	39121610
UNSPSC 11	39121610
UNSPSC 12.01	39121610
UNSPSC 13.2	39121620

## Approvals

### Approvals

---

### Approvals

KEMA-KEUR / ÖVE / GL / IECCEB Scheme / CCA / UL Recognized / cUL Recognized / EAC / cULus Recognized

---

# Type 1/2 surge protection plug - VAL-MS-T1/T2 175/12.5 ST - 2800676

## Approvals







Ex Approvals

---

Approvals submitted

---

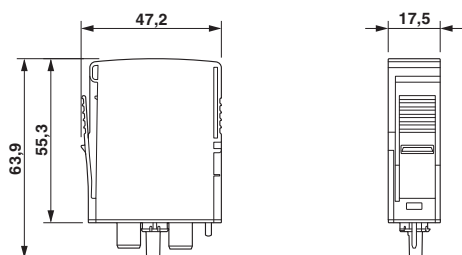
## Approval details



## Drawings

## Type 1/2 surge protection plug - VAL-MS-T1/T2 175/12.5 ST - 2800676

Dimensional drawing



Circuit diagram



---

Phoenix Contact 2016 © - all rights reserved  
<http://www.phoenixcontact.com>

PHOENIX CONTACT GmbH & Co. KG  
Flachsmarktstr. 8  
32825 Blomberg  
Germany  
Tel. +49 5235 300  
Fax +49 5235 3 41200  
<http://www.phoenixcontact.com>



Below is a list of articles with direct links to our shop Electric Automation Network where you can see:

- Quote per purchase volume in real time.
- Online documentation and datasheets of all products.
- Estimated delivery time enquiry in real time.
- Logistics systems for the shipment of materials almost anywhere in the world.
- Purchasing management, order record and tracking of shipments.

To access the product, [click on the green button.](#)

Product	Code	Reference	Product link
L-N replacement plug for VAL-MS-T1/T2 175/12.5 plug-in lightning/surge arrester.	2800676	VAL-MS-T1/T2 175/12.5 ST	<a href="#">Buy on EAN</a>