At the end of this document you will find links to products related to this catalog. You can go directly to our shop by clicking HERE. HERE

PCB terminal block - SPT 1,5/10-H-3,5 - 1990818

Please be informed that the data shown in this PDF Document is generated from our Online Catalog. Please find the complete data in the user's documentation. Our General Terms of Use for Downloads are valid
(http://phoenixcontact.com/download)



PCB terminal block, Nominal current: 17.5 A, Nom. voltage: 200 V, Pitch: 3.5 mm, Number of positions: 10, Connection method: Push-in spring connection, Mounting: Wave soldering, Conductor/PCB connection direction: 0 °, Color: green

Why buy this product

- Two solder pins for a high level of stability on the PCB
- PCB terminal blocks with front spring-cage connection
- Push-in direct plug-in technology for solid or stranded conductors with ferrules
- When connecting stranded conductors without ferrules, the terminal point is opened using a standard screwdriver

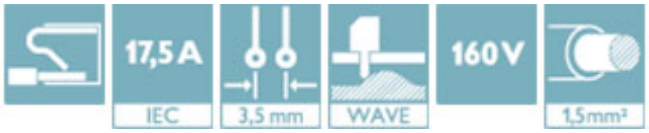

Key Commercial Data

Packing unit	50 STK
GTIN	4 046356 104456

Technical data

Dimensions

Length	14.4 mm
Pitch	3.50 mm
Dimension a	31.5 mm
Length of the solder pin	2.5 mm
Pin dimensions	0,8 x 0,8 mm
Pin spacing	3.5 mm
Hole diameter	1.1 mm

General

Range of articles	SPT 1,5/..-H
Insulating material group	I
Rated surge voltage (III/3)	2.5 kV
Rated surge voltage (III/2)	2.5 kV
Rated surge voltage (II/2)	2.5 kV

PCB terminal block - SPT 1,5/10-H-3,5 - 1990818

Technical data

General

Rated voltage (III/3)	160 V
Rated voltage (III/2)	200 V
Rated voltage (II/2)	400 V
Connection in acc. with standard	EN-VDE
Nominal current I_N	17.5 A
Nominal cross section	1.5 mm²
Maximum load current	17.5 A
Insulating material	PA
Solder pin surface	Sn
Flammability rating according to UL 94	V0
Stripping length	10 mm
Number of positions	10

Connection data

Conductor cross section solid min.	0.2 mm²
Conductor cross section solid max.	1.5 mm²
Conductor cross section flexible min.	0.2 mm²
Conductor cross section flexible max.	1.5 mm²
Conductor cross section flexible, with ferrule without plastic sleeve min.	0.25 mm² Stripping length 8 mm
Conductor cross section flexible, with ferrule without plastic sleeve max.	1.5 mm² Stripping length 8 mm
Conductor cross section flexible, with ferrule with plastic sleeve min.	0.25 mm² Stripping length 8 mm
Conductor cross section flexible, with ferrule with plastic sleeve max.	0.75 mm² Stripping length 8 mm
Conductor cross section AWG min.	24
Conductor cross section AWG max.	16

Standards and Regulations

Connection in acc. with standard	EN-VDE
	CUL
Flammability rating according to UL 94	V0

Classifications

eCl@ss

eCl@ss 4.0	27141109
eCl@ss 4.1	27141109
eCl@ss 5.0	27141190
eCl@ss 5.1	27141190
eCl@ss 6.0	27261101
eCl@ss 7.0	27440401
eCl@ss 8.0	27440401
eCl@ss 9.0	27440401

PCB terminal block - SPT 1,5/10-H-3,5 - 1990818

Classifications

ETIM

ETIM 3.0	EC001121
ETIM 4.0	EC002643
ETIM 5.0	EC002643

UNSPSC

UNSPSC 6.01	30211801
UNSPSC 7.0901	39121432
UNSPSC 11	39121432
UNSPSC 12.01	39121432
UNSPSC 13.2	39121432

Approvals

Approvals

Approvals

UL Recognized / cUL Recognized / CCA / IECEE CB Scheme / SEV / EAC / cULus Recognized

Ex Approvals

Approvals submitted

Approval details

UL Recognized

	B	D
mm²/AWG/kcmil	24-16	24-16
Nominal current IN	10 A	10 A
Nominal voltage UN	150 V	300 V

cUL Recognized

	B	D
mm²/AWG/kcmil	24-16	24-16
Nominal current IN	10 A	10 A
Nominal voltage UN	150 V	300 V

PCB terminal block - SPT 1,5/10-H-3,5 - 1990818

Approvals

CCA	
mm²/AWG/kcmil	1.5
Nominal current IN	17.5 A
Nominal voltage UN	130 V

IECEE CB Scheme	
mm²/AWG/kcmil	1.5
Nominal current IN	17.5 A
Nominal voltage UN	130 V

SEV	
mm²/AWG/kcmil	1.5
Nominal current IN	17.5 A
Nominal voltage UN	130 V

EAC

cULus Recognized

Drawings

Drilling diagram

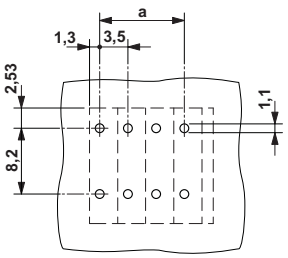

Dimensional drawing

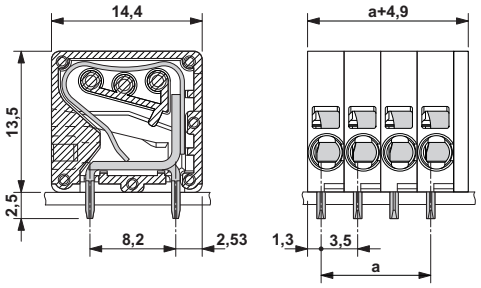

Phoenix Contact 2016 © - all rights reserved
http://www.phoenixcontact.com

PHOENIX CONTACT GmbH & Co. KG
Flachsmarktstr. 8
32825 Blomberg
Germany
Tel. +49 5235 300
Fax +49 5235 3 41200
http://www.phoenixcontact.com

Below is a list of articles with direct links to our shop Electric Automation Network where you can see:

- Quote per purchase volume in real time.
- Online documentation and datasheets of all products.
- Estimated delivery time enquiry in real time.
- Logistics systems for the shipment of materials almost anywhere in the world.
- Purchasing management, order record and tracking of shipments.

To access the product, click on the green button.

Product	Code	Reference	Product link
PCB terminal block, Nominal current: 17.5 A, Nom. voltage: 200 V, Pitch: 3.5 mm, Number of positions: 10, Connection method: Push-in spring connection, Mounting: Wave soldering, Conductor/PCB connection direction: 0 °, Color: green	1990818	SPT 1,5/10-H-3,5	Buy on EAN