



**Automatización Eléctrica**  
Especialistas en Automatización

At the end of this document you will find links to products related to this catalog. You can go directly to our shop by clicking [HERE](#). [HERE](#)

## PCB terminal block - PT 2,5/ 2-5,0-V - 1987724

Please be informed that the data shown in this PDF Document is generated from our Online Catalog. Please find the complete data in the user's documentation. Our General Terms of Use for Downloads are valid (<http://phoenixcontact.com/download>)

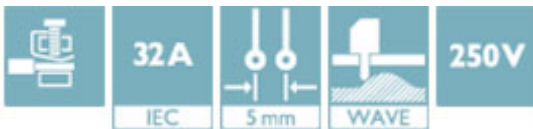
PCB terminal block, Nominal current: 32 A, Nom. voltage: 400 V, Pitch: 5 mm, Number of positions: 2, Connection method: Screw connection with wire protector, Mounting: Wave soldering, Conductor/PCB connection direction: 90 °, Color: green




The figure shows a 10-position version of the product

### Why buy this product

- Well-known connection principle allows worldwide use
- Low temperature rise, thanks to maximum contact force
- High terminal block capacity thanks to rectangular terminal block space
- Allows connection of two conductors
- The latch on the side enables various numbers of positions to be combined



### Key Commercial Data

Packing unit	250 STK
GTIN	 4 017918 973193

### Technical data

#### Dimensions

Length	13.5 mm
Pitch	5.00 mm
Dimension a	5 mm
Constructional height	14 mm
Height	9 mm
Length of the solder pin	4.1 mm
Pin dimensions	1,0 mm
Pin spacing	5 mm
Hole diameter	1.3 mm

#### General

# PCB terminal block - PT 2,5/ 2-5,0-V - 1987724

## Technical data

### General

Range of articles	PT 2,5/..-V
Insulating material group	I
Rated surge voltage (III/3)	4 kV
Rated surge voltage (III/2)	4 kV
Rated surge voltage (II/2)	4 kV
Rated voltage (III/3)	250 V
Rated voltage (III/2)	400 V
Rated voltage (II/2)	630 V
Connection in acc. with standard	EN-VDE
Nominal current $I_N$	32 A
Nominal cross section	2.5 mm <sup>2</sup>
Maximum load current	32 A (current values dependent on no. of pos., dimensioning of printed circuits, and ambient temperature)
Insulating material	PA
Solder pin surface	Sn
Flammability rating according to UL 94	V0
Internal cylindrical gage	A3 / B3
Stripping length	6.5 mm
Number of positions	2
Screw thread	M3
Tightening torque, min	0.45 Nm
Tightening torque max	0.5 Nm

### Connection data

Conductor cross section solid min.	0.5 mm <sup>2</sup>
Conductor cross section solid max.	4 mm <sup>2</sup>
Conductor cross section flexible min.	0.5 mm <sup>2</sup>
Conductor cross section flexible max.	4 mm <sup>2</sup>
Conductor cross section flexible, with ferrule without plastic sleeve min.	0.5 mm <sup>2</sup>
Conductor cross section flexible, with ferrule without plastic sleeve max.	2.5 mm <sup>2</sup>
Conductor cross section flexible, with ferrule with plastic sleeve min.	0.5 mm <sup>2</sup>
Conductor cross section flexible, with ferrule with plastic sleeve max.	2.5 mm <sup>2</sup>
Conductor cross section AWG min.	20
Conductor cross section AWG max.	10
2 conductors with same cross section, solid min.	0.5 mm <sup>2</sup>
2 conductors with same cross section, solid max.	1.5 mm <sup>2</sup>
2 conductors with same cross section, stranded min.	0.5 mm <sup>2</sup>
2 conductors with same cross section, stranded max.	1.5 mm <sup>2</sup>
2 conductors with same cross section, stranded, ferrules without plastic sleeve, min.	0.5 mm <sup>2</sup>
2 conductors with same cross section, stranded, ferrules without plastic sleeve, max.	0.75 mm <sup>2</sup> The technical data regarding clamping with ferrules applies only when using crimping pliers ZA 3. When using ferrules, it is

# PCB terminal block - PT 2,5/ 2-5,0-V - 1987724

## Technical data

### Connection data

	necessary to take into account possible restrictions regarding nominal voltage.
2 conductors with same cross section, stranded, TWIN ferrules with plastic sleeve, min.	0.5 mm <sup>2</sup>
2 conductors with same cross section, stranded, TWIN ferrules with plastic sleeve, max.	1.5 mm <sup>2</sup> The technical data regarding clamping with ferrules applies only when using crimping pliers ZA 3. When using ferrules, it is necessary to take into account possible restrictions regarding nominal voltage.

### Standards and Regulations

Connection in acc. with standard	EN-VDE
	CUL
Flammability rating according to UL 94	V0

## Classifications

### eCl@ss

eCl@ss 4.0	272607xx
eCl@ss 4.1	27141109
eCl@ss 5.0	27141190
eCl@ss 5.1	27141190
eCl@ss 6.0	27261101
eCl@ss 7.0	27440401
eCl@ss 8.0	27440401
eCl@ss 9.0	27440401

### ETIM

ETIM 3.0	EC001121
ETIM 4.0	EC002643
ETIM 5.0	EC002643

### UNSPSC

UNSPSC 6.01	30211801
UNSPSC 7.0901	39121432
UNSPSC 11	34131203
UNSPSC 12.01	39121432
UNSPSC 13.2	39121432

## Approvals

### Approvals

### Approvals

UL Recognized / VDE Gutachten mit Fertigungsüberwachung / cUL Recognized / CCA / IECCEB Scheme / cULus Recognized


# PCB terminal block - PT 2,5/ 2-5,0-V - 1987724


## Approvals


Ex Approvals

Approvals submitted

## Approval details

UL Recognized 		
	B	D
mm <sup>2</sup> /AWG/kcmil	20-12	20-12
Nominal current I <sub>N</sub>	20 A	10 A
Nominal voltage U <sub>N</sub>	300 V	300 V

VDE Gutachten mit Fertigungsüberwachung 	
mm <sup>2</sup> /AWG/kcmil	0.5-4
Nominal current I <sub>N</sub>	32 A
Nominal voltage U <sub>N</sub>	250 V

cUL Recognized 		
	B	D
mm <sup>2</sup> /AWG/kcmil	20-12	20-12
Nominal current I <sub>N</sub>	20 A	10 A
Nominal voltage U <sub>N</sub>	300 V	300 V

CCA	
mm <sup>2</sup> /AWG/kcmil	0.5-4
Nominal current I <sub>N</sub>	32 A
Nominal voltage U <sub>N</sub>	250 V

# PCB terminal block - PT 2,5/ 2-5,0-V - 1987724

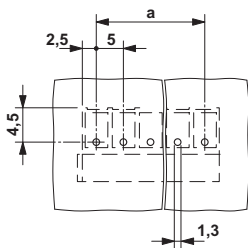
## Approvals

IECEE CB Scheme	
mm <sup>2</sup> /AWG/kcmil	0.5-4
Nominal current I <sub>N</sub>	32 A
Nominal voltage U <sub>N</sub>	250 V

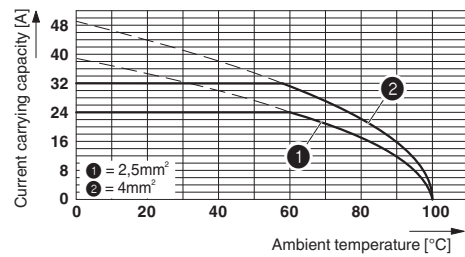
cULus Recognized	
------------------	--

## Drawings

Drilling diagram

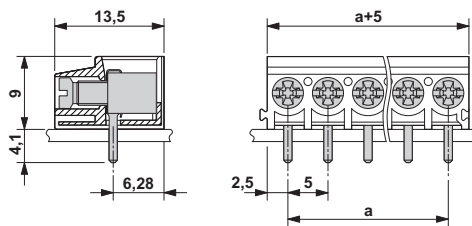


Diagram



Derating diagram for 5 pins;reduction factor=1

Dimensional drawing



The illustration shows the 5-pos. version

Phoenix Contact 2016 © - all rights reserved  
<http://www.phoenixcontact.com>

PHOENIX CONTACT GmbH & Co. KG  
Flachmarktstr. 8  
32825 Blomberg  
Germany  
Tel. +49 5235 300  
Fax +49 5235 3 41200  
<http://www.phoenixcontact.com>



Below is a list of articles with direct links to our shop Electric Automation Network where you can see:

- Quote per purchase volume in real time.
- Online documentation and datasheets of all products.
- Estimated delivery time enquiry in real time.
- Logistics systems for the shipment of materials almost anywhere in the world.
- Purchasing management, order record and tracking of shipments.

To access the product, [click on the green button.](#)

Product	Code	Reference	Product link
PCB terminal block, Nominal current: 32 A, Nom. voltage: 400 V, Pitch: 5 mm, Number of positions: 2, Connection method: Screw connection, Mounting: Soldering, Conductor/PCB connection direction: 90 °, Color: green	1987724	PT 2,5/ 2-5,0-V	<a href="#">Buy on EAN</a>