



Automatización Eléctrica
Especialistas en Automatización

At the end of this document you will find links to products related to this catalog. You can go directly to our shop by clicking [HERE](#). [HERE](#)

Printed-circuit board connector - IPC 16/ 8-ST-10,16 - 1969438

Please be informed that the data shown in this PDF Document is generated from our Online Catalog. Please find the complete data in the user's documentation. Our General Terms of Use for Downloads are valid (<http://phoenixcontact.com/download>)

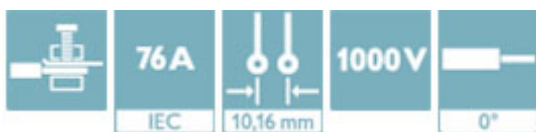
Plug component, Nominal current: 76 A, Rated voltage (III/2): 1000 V, Number of positions: 8, Pitch: 10.16 mm, Connection method: Screw connection with tension sleeve, Color: green, Contact surface: Silver



The figure shows a 5-pos. version of the product

Why buy this product

- Can be plugged into PC 16 plugs or inverted IPC 16 headers
- Unlimited 600 V UL approval
- Inverted IPC 16 plugs with pin contacts for touch-proof device outputs (with IPC 16 G) or free-hanging cable/cable connections



Key Commercial Data

Packing unit	50 STK
GTIN	4 017918 943684

Technical data

Dimensions

Pitch	10.16 mm
Dimension a	71.12 mm

General

Range of articles	IPC 16/...-ST
Insulating material group	I
Rated surge voltage (III/3)	8 kV
Rated surge voltage (III/2)	8 kV
Rated surge voltage (II/2)	6 kV
Rated voltage (III/3)	1000 V
Rated voltage (III/2)	1000 V
Rated voltage (II/2)	1000 V
Connection in acc. with standard	EN-VDE

Printed-circuit board connector - IPC 16/ 8-ST-10,16 - 1969438

Technical data

General

Nominal current I_N	76 A
Nominal cross section	16 mm ²
Maximum load current	76 A
Insulating material	PA
Flammability rating according to UL 94	V0
Internal cylindrical gage	A6
Stripping length	12 mm
Number of positions	8
Screw thread	M4
Tightening torque, min	1.7 Nm
Tightening torque max	1.8 Nm

Connection data

Conductor cross section solid min.	0.75 mm ²
Conductor cross section solid max.	16 mm ²
Conductor cross section flexible min.	0.75 mm ²
Conductor cross section flexible max.	16 mm ²
Conductor cross section flexible, with ferrule without plastic sleeve min.	0.5 mm ²
Conductor cross section flexible, with ferrule without plastic sleeve max.	16 mm ² Only in connection with CRIMPFOX 16 S
Conductor cross section flexible, with ferrule with plastic sleeve min.	0.5 mm ²
Conductor cross section flexible, with ferrule with plastic sleeve max.	10 mm ² Only in connection with CRIMPFOX 16 S
Conductor cross section AWG min.	18
Conductor cross section AWG max.	6
2 conductors with same cross section, solid min.	0.75 mm ²
2 conductors with same cross section, solid max.	6 mm ²
2 conductors with same cross section, stranded min.	0.75 mm ²
2 conductors with same cross section, stranded max.	6 mm ²
2 conductors with same cross section, stranded, ferrules without plastic sleeve, min.	0.5 mm ²
2 conductors with same cross section, stranded, ferrules without plastic sleeve, max.	4 mm ²
2 conductors with same cross section, stranded, TWIN ferrules with plastic sleeve, min.	0.5 mm ²
2 conductors with same cross section, stranded, TWIN ferrules with plastic sleeve, max.	6 mm ²
Minimum AWG according to UL/CUL	20
Maximum AWG according to UL/CUL	6

Standards and Regulations

Connection in acc. with standard	EN-VDE
	CUL
Flammability rating according to UL 94	V0

Printed-circuit board connector - IPC 16/ 8-ST-10,16 - 1969438

Classifications

eCl@ss

eCl@ss 4.0	272607xx
eCl@ss 4.1	27260701
eCl@ss 5.0	27260701
eCl@ss 5.1	27260701
eCl@ss 6.0	27260704
eCl@ss 7.0	27440402
eCl@ss 8.0	27440309

ETIM

ETIM 3.0	EC001121
ETIM 4.0	EC002638
ETIM 5.0	EC002638

UNSPSC

UNSPSC 6.01	30211810
UNSPSC 7.0901	39121409
UNSPSC 11	39121409
UNSPSC 12.01	39121409
UNSPSC 13.2	39121409

Approvals

Approvals


Approvals

UL Recognized / cUL Recognized / SEV / EAC / IEC CB Scheme / cULus Recognized

Ex Approvals

Approvals submitted

Approval details

UL Recognized 		
	B	C
mm ² /AWG/kcmil	20-6	20-6
Nominal current I _N	55 A	55 A

Printed-circuit board connector - IPC 16/ 8-ST-10,16 - 1969438

Approvals

	B	C
Nominal voltage UN	600 V	600 V

cUL Recognized

	B	C
mm ² /AWG/kcmil	20-6	20-6
Nominal current I _N	55 A	55 A
Nominal voltage UN	600 V	600 V

SEV

mm ² /AWG/kcmil	16
Nominal current I _N	76 A
Nominal voltage UN	1000 V

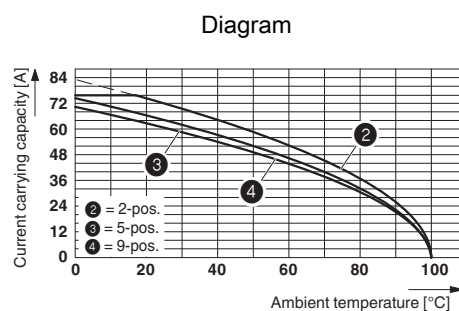
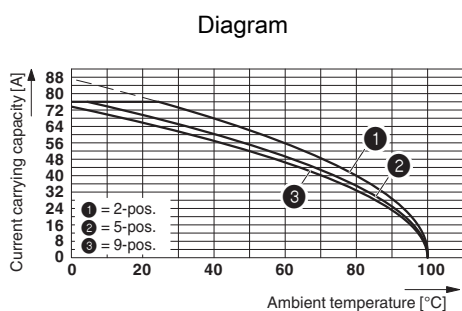
EAC

IECEE CB Scheme

Nominal current I _N	76 A
Nominal voltage UN	1000 V

cULus Recognized

Drawings

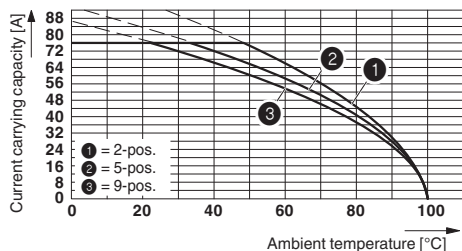


Derating curve for: IPC 16/...-ST-10,16 with DFK-IPC 16/...-G-10,16

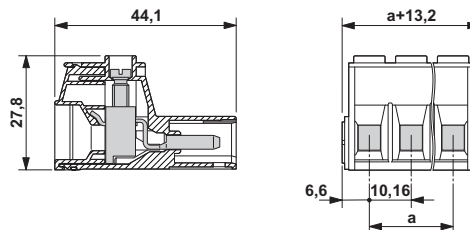
Derating curve for: IPC 16/...-ST-10,16 with IPC 16/...-G-10,16

Printed-circuit board connector - IPC 16/ 8-ST-10,16 - 1969438

Diagram



Dimensional drawing



Derating curve for: PC 16/...-ST-10,16 with IPC 16/...-ST-10,16

The illustration shows the 3-pos. version

Phoenix Contact 2016 © - all rights reserved
<http://www.phoenixcontact.com>

PHOENIX CONTACT GmbH & Co. KG
Flachsmarktstr. 8
32825 Blomberg
Germany
Tel. +49 5235 300
Fax +49 5235 3 41200
<http://www.phoenixcontact.com>



Below is a list of articles with direct links to our shop Electric Automation Network where you can see:

- Quote per purchase volume in real time.
- Online documentation and datasheets of all products.
- Estimated delivery time enquiry in real time.
- Logistics systems for the shipment of materials almost anywhere in the world.
- Purchasing management, order record and tracking of shipments.

To access the product, [click on the green button.](#)

Product	Code	Reference	Product link
Plug component, Nominal current: 76 A, Rated voltage (III/2): 1000 V, Number of positions: 8, Pitch: 10.16 mm, Connection method: Screw connection, Color: green, Contact surface: Silver	1969438	IPC 16/ 8-ST-10,16	Buy on EAN