



Automatización Eléctrica
Especialistas en Automatización

At the end of this document you will find links to products related to this catalog. You can go directly to our shop by clicking HERE. [HERE](#)

Printed-circuit board connector - PC 16/ 8-STF-10,16 - 1967511

Please be informed that the data shown in this PDF Document is generated from our Online Catalog. Please find the complete data in the user's documentation. Our General Terms of Use for Downloads are valid (<http://phoenixcontact.com/download>)

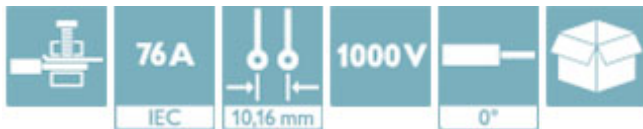
Plug component, Nominal current: 76 A, Rated voltage (III/2): 1000 V, Number of positions: 8, Pitch: 10.16 mm, Connection method: Screw connection with tension sleeve, Color: green, Contact surface: Silver




The figure shows a 5-pos. version of the product

Why buy this product

- Can be plugged into PC 6-16 headers and IPC 16 plugs
- High-capacity plugs with a current carrying capacity of 76 A and a connection capacity of 16 mm², stranded
- Unlimited 600 V UL approval
- Maximum contact reliability due to integrated double steel spring
- CP-PC RD coding profile



Key Commercial Data

Packing unit	50 STK
GTIN	 4 017918 939373

Technical data

Dimensions

Width	99.04 mm
Pitch	10.16 mm
Dimension a	71.12 mm

General

Range of articles	PC 16/..-STF
Insulating material group	I
Rated surge voltage (III/3)	8 kV
Rated surge voltage (III/2)	8 kV
Rated surge voltage (II/2)	6 kV
Rated voltage (III/3)	1000 V

Printed-circuit board connector - PC 16/ 8-STF-10,16 - 1967511

Technical data

General

Rated voltage (III/2)	1000 V
Rated voltage (II/2)	1000 V
Connection in acc. with standard	EN-VDE
Nominal current I _N	76 A
Nominal cross section	16 mm ²
Maximum load current	76 A
Insulating material	PA
Flammability rating according to UL 94	V0
Internal cylindrical gage	A6
Stripping length	12 mm
Number of positions	8
Screw thread	M4
Tightening torque, min	1.7 Nm
Tightening torque max	1.8 Nm

Connection data

Conductor cross section solid min.	0.75 mm ²
Conductor cross section solid max.	16 mm ²
Conductor cross section flexible min.	0.75 mm ²
Conductor cross section flexible max.	16 mm ²
Conductor cross section flexible, with ferrule without plastic sleeve min.	0.5 mm ²
Conductor cross section flexible, with ferrule without plastic sleeve max.	16 mm ² Only in connection with CRIMPFOX 16 S
Conductor cross section flexible, with ferrule with plastic sleeve min.	0.5 mm ²
Conductor cross section flexible, with ferrule with plastic sleeve max.	10 mm ² Only in connection with CRIMPFOX 16 S
Conductor cross section AWG min.	18
Conductor cross section AWG max.	6
2 conductors with same cross section, solid min.	0.75 mm ²
2 conductors with same cross section, solid max.	6 mm ²
2 conductors with same cross section, stranded min.	0.75 mm ²
2 conductors with same cross section, stranded max.	6 mm ²
2 conductors with same cross section, stranded, ferrules without plastic sleeve, min.	0.5 mm ²
2 conductors with same cross section, stranded, ferrules without plastic sleeve, max.	4 mm ²
2 conductors with same cross section, stranded, TWIN ferrules with plastic sleeve, min.	0.5 mm ²
2 conductors with same cross section, stranded, TWIN ferrules with plastic sleeve, max.	6 mm ²
Minimum AWG according to UL/CUL	20
Maximum AWG according to UL/CUL	6

Standards and Regulations

Connection in acc. with standard	EN-VDE
----------------------------------	--------

Printed-circuit board connector - PC 16/ 8-STF-10,16 - 1967511

Technical data

Standards and Regulations

	CUL
Flammability rating according to UL 94	V0

Classifications

eCl@ss

eCl@ss 4.0	272607xx
eCl@ss 4.1	27260701
eCl@ss 5.0	27260701
eCl@ss 5.1	27260701
eCl@ss 6.0	27260704
eCl@ss 7.0	27440402
eCl@ss 8.0	27440309

ETIM

ETIM 3.0	EC001121
ETIM 4.0	EC002638
ETIM 5.0	EC002638

UNSPSC

UNSPSC 6.01	30211810
UNSPSC 7.0901	39121409
UNSPSC 11	39121409
UNSPSC 12.01	39121409
UNSPSC 13.2	39121409

Approvals

Approvals

Approvals

UL Recognized / SEV / cUL Recognized / EAC / IECCE CB Scheme / cULus Recognized


Ex Approvals

Approvals submitted

Approval details

Printed-circuit board connector - PC 16/ 8-STF-10,16 - 1967511


Approvals

UL Recognized 

	B	C
mm ² /AWG/kcmil	20-6	20-6
Nominal current I _N	55 A	55 A
Nominal voltage U _N	600 V	600 V


SEV

mm ² /AWG/kcmil	16
Nominal current I _N	76 A
Nominal voltage U _N	1000 V


cUL Recognized 

	B	C
mm ² /AWG/kcmil	20-6	20-6
Nominal current I _N	55 A	55 A
Nominal voltage U _N	600 V	600 V

EAC

IECEE CB Scheme 

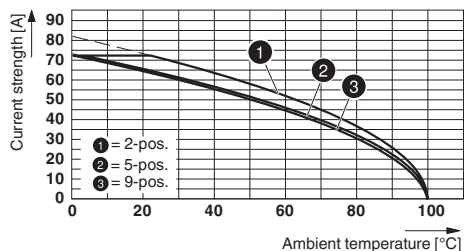
Nominal current I _N	76 A
Nominal voltage U _N	1000 V

cULus Recognized 

Drawings

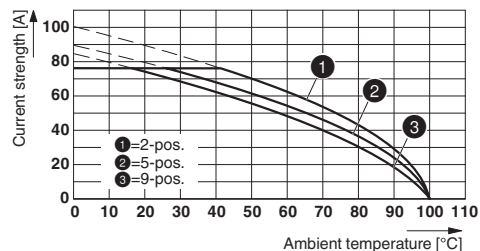
Printed-circuit board connector - PC 16/ 8-STF-10,16 - 1967511

Diagram



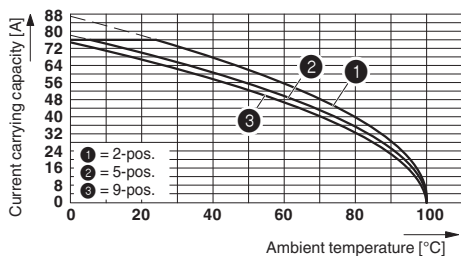
Type: PC 16/...-STF-10,16 with PC 6-16/...-G1F-10,16

Diagram



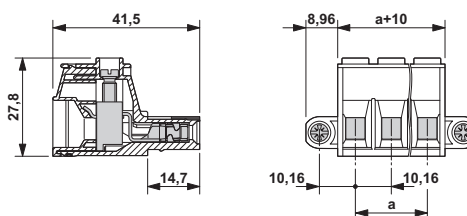
Type: PC 16/...-STF-10,16 with IPC 16/...-STGF-10,16

Diagram



Derating curve for: PC 16/...-ST-10,16 with DFK-PC 6-16/...-G-10,16

Dimensional drawing



The illustration shows the 3-pos. version



Automatización Eléctrica
Especialistas en Automatización

Below is a list of articles with direct links to our shop Electric Automation Network where you can see:

- Quote per purchase volume in real time.
- Online documentation and datasheets of all products.
- Estimated delivery time enquiry in real time.
- Logistics systems for the shipment of materials almost anywhere in the world.
- Purchasing management, order record and tracking of shipments.

To access the product, [click on the green button.](#)

Product	Code	Reference	Product link
Plug component, Nominal current: 76 A, Rated voltage (III/2): 1000 V, Number of positions: 8, Pitch: 10.16 mm, Connection method: Screw connection, Color: green, Contact surface: Silver	1967511	PC 16/ 8-STF-10,16	Buy on EAN