



**Automatización Eléctrica**  
Especialistas en Automatización

At the end of this document you will find links to products related to this catalog. You can go directly to our shop by clicking [HERE](#). [HERE](#)

# Printed-circuit board connector - PC 16/ 3-STF-10,16 - 1967469

Please be informed that the data shown in this PDF Document is generated from our Online Catalog. Please find the complete data in the user's documentation. Our General Terms of Use for Downloads are valid (<http://phoenixcontact.com/download>)

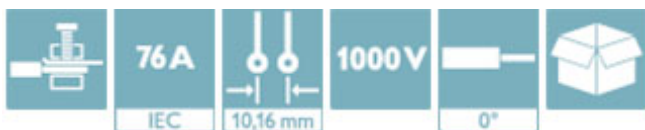
Plug component, Nominal current: 76 A, Rated voltage (III/2): 1000 V, Number of positions: 3, Pitch: 10.16 mm, Connection method: Screw connection with tension sleeve, Color: green, Contact surface: Silver



The figure shows a 5-pos. version of the product

## Why buy this product

- Can be plugged into PC 6-16 headers and IPC 16 plugs
- High-capacity plugs with a current carrying capacity of 76 A and a connection capacity of 16 mm<sup>2</sup>, stranded
- Unlimited 600 V UL approval
- Maximum contact reliability due to integrated double steel spring
- CP-PC RD coding profile



## Key Commercial Data

|              |   |
|--------------|---|
| Packing unit | 50 STK  |
| GTIN         | <br>4 017918 939328 |

## Technical data

### Dimensions

|             |          |
|-------------|----------|
| Width       | 48.24 mm |
| Pitch       | 10.16 mm |
| Dimension a | 20.32 mm |

### General

|                             |              |
|-----------------------------|--------------|
| Range of articles           | PC 16/..-STF |
| Insulating material group   | I            |
| Rated surge voltage (III/3) | 8 kV         |
| Rated surge voltage (III/2) | 8 kV         |
| Rated surge voltage (II/2)  | 6 kV         |
| Rated voltage (III/3)       | 1000 V       |

# Printed-circuit board connector - PC 16/ 3-STF-10,16 - 1967469

## Technical data

### General

|  |                    |
|--|--------------------|
| Rated voltage (III/2)                  | 1000 V             |
| Rated voltage (II/2)                   | 1000 V             |
| Connection in acc. with standard       | EN-VDE             |
| Nominal current I <sub>N</sub>         | 76 A               |
| Nominal cross section                  | 16 mm <sup>2</sup> |
| Maximum load current                   | 76 A               |
| Insulating material                    | PA                 |
| Flammability rating according to UL 94 | V0                 |
| Internal cylindrical gage              | A6                 |
| Stripping length                       | 12 mm              |
| Number of positions                    | 3                  |
| Screw thread                           | M4                 |
| Tightening torque, min                 | 1.7 Nm             |
| Tightening torque max                  | 1.8 Nm             |

### Connection data

|   |  |
|---|--|
| Conductor cross section solid min.  | 0.75 mm <sup>2</sup>                                     |
| Conductor cross section solid max.  | 16 mm <sup>2</sup>                                       |
| Conductor cross section flexible min.   | 0.75 mm <sup>2</sup>                                     |
| Conductor cross section flexible max.   | 16 mm <sup>2</sup>                                       |
| Conductor cross section flexible, with ferrule without plastic sleeve min.              | 0.5 mm <sup>2</sup>                                      |
| Conductor cross section flexible, with ferrule without plastic sleeve max.              | 16 mm <sup>2</sup> Only in connection with CRIMPFOX 16 S |
| Conductor cross section flexible, with ferrule with plastic sleeve min.                 | 0.5 mm <sup>2</sup>                                      |
| Conductor cross section flexible, with ferrule with plastic sleeve max.                 | 10 mm <sup>2</sup> Only in connection with CRIMPFOX 16 S |
| Conductor cross section AWG min.  | 18   |
| Conductor cross section AWG max.  | 6  |
| 2 conductors with same cross section, solid min.  | 0.75 mm <sup>2</sup>                                     |
| 2 conductors with same cross section, solid max.  | 6 mm <sup>2</sup>  |
| 2 conductors with same cross section, stranded min.                                     | 0.75 mm <sup>2</sup>                                     |
| 2 conductors with same cross section, stranded max.                                     | 6 mm <sup>2</sup>  |
| 2 conductors with same cross section, stranded, ferrules without plastic sleeve, min.   | 0.5 mm <sup>2</sup>                                      |
| 2 conductors with same cross section, stranded, ferrules without plastic sleeve, max.   | 4 mm <sup>2</sup>  |
| 2 conductors with same cross section, stranded, TWIN ferrules with plastic sleeve, min. | 0.5 mm <sup>2</sup>                                      |
| 2 conductors with same cross section, stranded, TWIN ferrules with plastic sleeve, max. | 6 mm <sup>2</sup>  |
| Minimum AWG according to UL/CUL   | 20   |
| Maximum AWG according to UL/CUL   | 6  |

### Standards and Regulations

|                                  |        |
|----------------------------------|--------|
| Connection in acc. with standard | EN-VDE |
|----------------------------------|--------|

# Printed-circuit board connector - PC 16/ 3-STF-10,16 - 1967469

## Technical data

### Standards and Regulations

|  |     |
|--|-----|
|  | CUL |
| Flammability rating according to UL 94 | V0  |

## Classifications

### eCl@ss

|            |          |
|------------|----------|
| eCl@ss 4.0 | 272607xx |
| eCl@ss 4.1 | 27260701 |
| eCl@ss 5.0 | 27260701 |
| eCl@ss 5.1 | 27260701 |
| eCl@ss 6.0 | 27260704 |
| eCl@ss 7.0 | 27440402 |
| eCl@ss 8.0 | 27440309 |

### ETIM

|          |          |
|----------|----------|
| ETIM 3.0 | EC001121 |
| ETIM 4.0 | EC002638 |
| ETIM 5.0 | EC002638 |

### UNSPSC

|               |          |
|---------------|----------|
| UNSPSC 6.01   | 30211810 |
| UNSPSC 7.0901 | 39121409 |
| UNSPSC 11     | 39121409 |
| UNSPSC 12.01  | 39121409 |
| UNSPSC 13.2   | 39121409 |

## Approvals

### Approvals

---

#### Approvals

UL Recognized / SEV / cUL Recognized / EAC / IECCE CB Scheme / cULus Recognized

---

#### Ex Approvals

---


#### Approvals submitted

---

#### Approval details

# Printed-circuit board connector - PC 16/ 3-STF-10,16 - 1967469


## Approvals

UL Recognized 

|                                | B     | C     |
|--------------------------------|-------|-------|
| mm <sup>2</sup> /AWG/kcmil     | 20-6  | 20-6  |
| Nominal current I <sub>N</sub> | 55 A  | 55 A  |
| Nominal voltage U <sub>N</sub> | 600 V | 600 V |


SEV

|                                |        |
|--------------------------------|--------|
| mm <sup>2</sup> /AWG/kcmil     | 16     |
| Nominal current I <sub>N</sub> | 76 A   |
| Nominal voltage U <sub>N</sub> | 1000 V |

cUL Recognized 

|                                | B     | C     |
|--------------------------------|-------|-------|
| mm <sup>2</sup> /AWG/kcmil     | 20-6  | 20-6  |
| Nominal current I <sub>N</sub> | 55 A  | 55 A  |
| Nominal voltage U <sub>N</sub> | 600 V | 600 V |

EAC

IECEE CB Scheme 

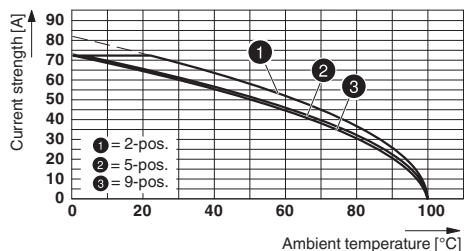
|                                |        |
|--------------------------------|--------|
| Nominal current I <sub>N</sub> | 76 A   |
| Nominal voltage U <sub>N</sub> | 1000 V |

cULus Recognized 

## Drawings

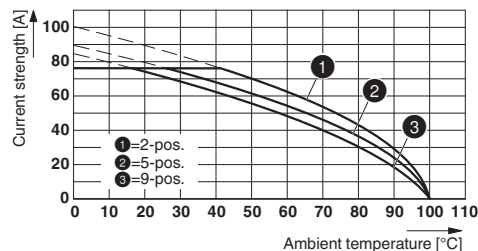
# Printed-circuit board connector - PC 16/ 3-STF-10,16 - 1967469

Diagram



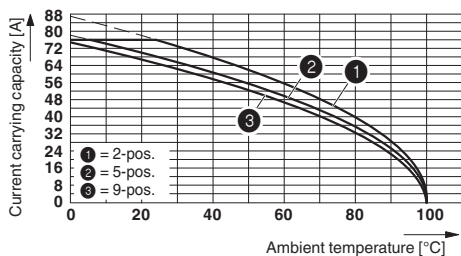
Type: PC 16/...-STF-10,16 with PC 6-16/...-G1F-10,16

Diagram



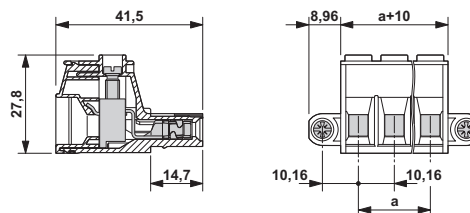
Type: PC 16/...-STF-10,16 with IPC 16/...-STGF-10,16

Diagram



Derating curve for: PC 16/...-ST-10,16 with DFK-PC 6-16/...-G-10,16

Dimensional drawing





**Automatización Eléctrica**  
Especialistas en Automatización

Below is a list of articles with direct links to our shop Electric Automation Network where you can see:

- Quote per purchase volume in real time.
- Online documentation and datasheets of all products.
- Estimated delivery time enquiry in real time.
- Logistics systems for the shipment of materials almost anywhere in the world.
- Purchasing management, order record and tracking of shipments.

To access the product, [click on the green button.](#)

| Product   | Code    | Reference          | Product link               |
|---|---------|--------------------|----------------------------|
| Plug component, Nominal current: 76 A, Rated voltage (III/2): 1000 V, Number of positions: 3, Pitch: 10.16 mm, Connection method: Screw connection, Color: green, Contact surface: Silver | 1967469 | PC 16/ 3-STF-10,16 | <a href="#">Buy on EAN</a> |