




Automatización Eléctrica
Especialistas en Automatización

At the end of this document you will find links to products related to this catalog. You can go directly to our shop by clicking [HERE](#). [HERE](#)

PCB terminal block - FK-MPT 0,5/11-3,5-H - 1928851

Please be informed that the data shown in this PDF Document is generated from our Online Catalog. Please find the complete data in the user's documentation. Our General Terms of Use for Downloads are valid (<http://phoenixcontact.com/download>)

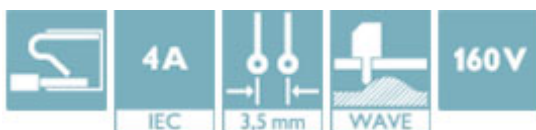
PCB terminal block, Nominal current: 4 A, Nom. voltage: 250 V, Pitch: 3.5 mm, Number of positions: 11, Connection method: Push-in spring connection, Mounting: Wave soldering, Conductor/PCB connection direction: 0 °, Color: green



The figure shows a 10-position version of the product

Why buy this product

- Miniature connection terminal for solid conductors
- Potentials can be easily looped through thanks to the double connection
- More user friendly thanks to direct plug-in technology with release button



Key Commercial Data

Packing unit	50 STK
GTIN	 4 017918 591304

Technical data

Dimensions

Length	9.5 mm
Pitch	3.50 mm
Dimension a	35 mm
Constructional height	9 mm
Length of the solder pin	4 mm
Pin dimensions	1 mm
Pin spacing	3.5 mm
Hole diameter	1.2 mm

General

Range of articles	FK-MPT 0,5/...-H
Insulating material group	IIIa
Rated surge voltage (III/3)	2.5 kV

PCB terminal block - FK-MPT 0,5/11-3,5-H - 1928851

Technical data

General

Rated surge voltage (III/2)	2.5 kV
Rated surge voltage (II/2)	2.5 kV
Rated voltage (III/3)	160 V
Rated voltage (III/2)	250 V
Rated voltage (II/2)	250 V
Connection in acc. with standard	EN-VDE
Nominal current I _N	4 A
Nominal cross section	0.5 mm ²
Maximum load current	4 A (with 0.5 mm ² conductor cross section)
Insulating material	PBT
Solder pin surface	Sn
Flammability rating according to UL 94	V0
Stripping length	6.5 mm
Number of positions	11

Connection data

Conductor cross section solid min.	0.12 mm ²
Conductor cross section solid max.	0.5 mm ²
Conductor cross section AWG min.	26
Conductor cross section AWG max.	20

Standards and Regulations

Connection in acc. with standard	EN-VDE
	CUL
Flammability rating according to UL 94	V0

Classifications

eCl@ss

eCl@ss 4.0	272607xx
eCl@ss 4.1	27141109
eCl@ss 5.0	27141190
eCl@ss 5.1	27141190
eCl@ss 6.0	27261101
eCl@ss 7.0	27440401
eCl@ss 8.0	27440401
eCl@ss 9.0	27440401

ETIM

ETIM 3.0	EC001121
ETIM 4.0	EC002643
ETIM 5.0	EC002643

PCB terminal block - FK-MPT 0,5/11-3,5-H - 1928851

Classifications

UNSPSC

UNSPSC 6.01	30211801
UNSPSC 7.0901	39121432
UNSPSC 11	34131203
UNSPSC 12.01	39121432
UNSPSC 13.2	39121432

Approvals

Approvals


Approvals

UL Recognized / SEV / cUL Recognized / EAC / CCA / cULus Recognized


Ex Approvals

Approvals submitted

Approval details

UL Recognized 		
	B	D
mm ² /AWG/kcmil	28-20	28-20
Nominal current I _N	4 A	4 A
Nominal voltage U _N	300 V	300 V

SEV	
mm ² /AWG/kcmil	0.5
Nominal current I _N	4 A
Nominal voltage U _N	160 V

cUL Recognized 		
	B	D
mm ² /AWG/kcmil	28-20	28-20

PCB terminal block - FK-MPT 0,5/11-3,5-H - 1928851

Approvals

	B	D
Nominal current IN	4 A	4 A
Nominal voltage UN	300 V	300 V

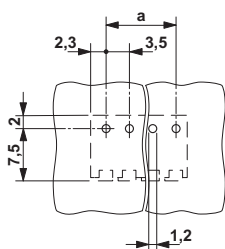
EAC

CCA	
mm ² /AWG/kcmil	0.5
Nominal current IN	4 A
Nominal voltage UN	160 V

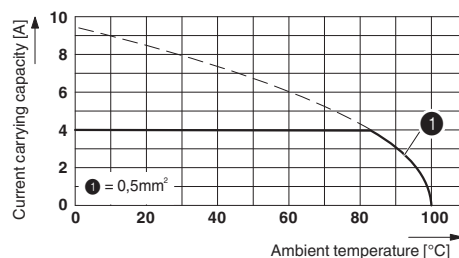
cULus Recognized

Drawings

Drilling diagram

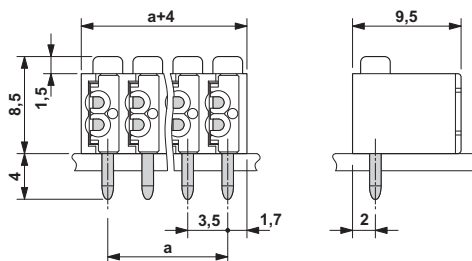


Diagram



Derating diagram for 5 positions; reduction factor=0.8

Dimensional drawing



Phoenix Contact 2016 © - all rights reserved
<http://www.phoenixcontact.com>

PHOENIX CONTACT GmbH & Co. KG
Flachmarktstr. 8
32825 Blomberg
Germany
Tel. +49 5235 300
Fax +49 5235 3 41200
<http://www.phoenixcontact.com>



Below is a list of articles with direct links to our shop Electric Automation Network where you can see:

- Quote per purchase volume in real time.
- Online documentation and datasheets of all products.
- Estimated delivery time enquiry in real time.
- Logistics systems for the shipment of materials almost anywhere in the world.
- Purchasing management, order record and tracking of shipments.

To access the product, [click on the green button.](#)

Product	Code	Reference	Product link
PCB terminal block, Nominal current: 4 A, Nom. voltage: 250 V, Pitch: 3.5 mm, Number of positions: 11, Connection method: Push-in spring connection, Mounting: Wave soldering, Conductor/PCB connection direction: 0 °, Color: green	1928851	FK-MPT 0,5/11-3,5-H	Buy on EAN