



Automatización Eléctrica
Especialistas en Automatización

At the end of this document you will find links to products related to this catalog. You can go directly to our shop by clicking [HERE](#). [HERE](#)

PCB terminal block - MKDS 5 HV/ 3-9,52-Z - 1907429

Please be informed that the data shown in this PDF Document is generated from our Online Catalog. Please find the complete data in the user's documentation. Our General Terms of Use for Downloads are valid (<http://phoenixcontact.com/download>)



PCB terminal block, Nominal current: 32 A, Nom. voltage: 1000 V, Pitch: 9.52 mm, Number of positions: 3, Connection method: Screw connection with tension sleeve, Mounting: Wave soldering, Conductor/PCB connection direction: 0 °, Color: green, The article can be aligned to create different nos. of positions! If used purely as 2-pos., we recommend version MKDSV 5 HV with anti-rotation pins.

The figure shows a 2-pos. version of the product

Why buy this product

- Versions with anti-rotation pins (MKDSV, recommended for 2-pos. connections)
- MKDS 5N HV high-voltage PCB terminal blocks with increased clearances and creepage distances
- Unlimited 600 V UL approval thanks to compact zigzag pinning (MKDS 5N HV/...ZB-6,35 and MKDS 5 HV/...-9,52-Z)



Key Commercial Data

Packing unit	50 STK
GTIN	4 017918 603953

Technical data

Dimensions

Length	19.04 mm
Pitch	9.52 mm
Dimension a	19.04 mm
Width	16 mm
Constructional height	26.5 mm
Height	21.5 mm
Length of the solder pin	5.2 mm
Pin dimensions	0,9 x 0,9 mm
Hole diameter	1.3 mm

General

Range of articles	MKDS 5 HV
Insulating material group	I

PCB terminal block - MKDS 5 HV/ 3-9,52-Z - 1907429

Technical data

General

Rated surge voltage (III/3)	8 kV
Rated surge voltage (III/2)	8 kV
Rated surge voltage (II/2)	6 kV
Rated voltage (III/3)	690 V
Rated voltage (III/2)	1000 V
Rated voltage (II/2)	1000 V
Connection in acc. with standard	EN-VDE
Nominal current I_N	32 A
Nominal cross section	4 mm ²
Maximum load current	32 A
Insulating material	PA
Solder pin surface	Sn
Flammability rating according to UL 94	V0
Internal cylindrical gage	A4
Stripping length	8 mm
Number of positions	3
Screw thread	M3
Tightening torque, min	0.5 Nm
Tightening torque max	0.6 Nm

Connection data

Conductor cross section solid min.	0.2 mm ²
Conductor cross section solid max.	6 mm ²
Conductor cross section flexible min.	0.2 mm ²
Conductor cross section flexible max.	4 mm ²
Conductor cross section flexible, with ferrule without plastic sleeve min.	0.25 mm ²
Conductor cross section flexible, with ferrule without plastic sleeve max.	4 mm ²
Conductor cross section flexible, with ferrule with plastic sleeve min.	0.25 mm ²
Conductor cross section flexible, with ferrule with plastic sleeve max.	4 mm ²
Conductor cross section AWG min.	24
Conductor cross section AWG max.	10
2 conductors with same cross section, solid min.	0.2 mm ²
2 conductors with same cross section, solid max.	1.5 mm ²
2 conductors with same cross section, stranded min.	0.2 mm ²
2 conductors with same cross section, stranded max.	1.5 mm ²
2 conductors with same cross section, stranded, ferrules without plastic sleeve, min.	0.25 mm ²
2 conductors with same cross section, stranded, ferrules without plastic sleeve, max.	0.75 mm ²
2 conductors with same cross section, stranded, TWIN ferrules with plastic sleeve, min.	0.5 mm ²

PCB terminal block - MKDS 5 HV/ 3-9,52-Z - 1907429

Technical data

Connection data

2 conductors with same cross section, stranded, TWIN ferrules with plastic sleeve, max.	2.5 mm ²
---	---------------------

Standards and Regulations

Connection in acc. with standard	EN-VDE
	CUL
Flammability rating according to UL 94	V0

Classifications

eCl@ss

eCl@ss 4.0	27141109
eCl@ss 4.1	27141109
eCl@ss 5.0	27141190
eCl@ss 5.1	27141190
eCl@ss 6.0	27261101
eCl@ss 7.0	27440401
eCl@ss 8.0	27440401
eCl@ss 9.0	27440401

ETIM

ETIM 3.0	EC001121
ETIM 4.0	EC002643
ETIM 5.0	EC002643

UNSPSC

UNSPSC 6.01	30211801
UNSPSC 7.0901	39121432
UNSPSC 11	39121432
UNSPSC 12.01	39121432
UNSPSC 13.2	39121432

Approvals

Approvals

Approvals

UL Recognized / cUL Recognized / EAC / cULus Recognized

Ex Approvals

PCB terminal block - MKDS 5 HV/ 3-9,52-Z - 1907429

Approvals

Approvals submitted

Approval details

UL Recognized		
	B	C
mm ² /AWG/kcmil	30-10	30-10
Nominal current I _N	30 A	30 A
Nominal voltage U _N	600 V	600 V

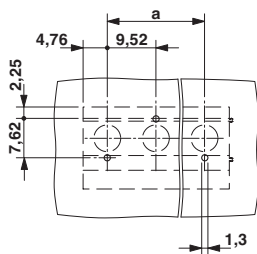
cUL Recognized		
	B	C
mm ² /AWG/kcmil	30-10	30-10
Nominal current I _N	30 A	30 A
Nominal voltage U _N	600 V	600 V

EAC

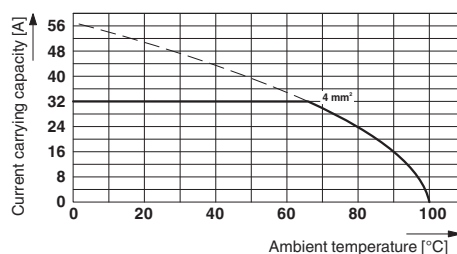
cULus Recognized

Drawings

Drilling diagram



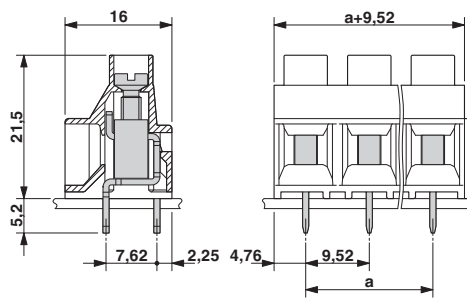
Diagram



Type: MKDS 5 HV/2-9,52 and MKDS 5 HV/3-9,52
 Test following DIN EN 60512-5-2:2003-01
 Reduction factor = 1
 No. of positions: 5

PCB terminal block - MKDS 5 HV/ 3-9,52-Z - 1907429

Dimensional drawing



Phoenix Contact 2016 © - all rights reserved
<http://www.phoenixcontact.com>

PHOENIX CONTACT GmbH & Co. KG
Flachsmarktstr. 8
32825 Blomberg
Germany
Tel. +49 5235 300
Fax +49 5235 3 41200
<http://www.phoenixcontact.com>

Below is a list of articles with direct links to our shop Electric Automation Network where you can see:

- Quote per purchase volume in real time.
- Online documentation and datasheets of all products.
- Estimated delivery time enquiry in real time.
- Logistics systems for the shipment of materials almost anywhere in the world.
- Purchasing management, order record and tracking of shipments.

To access the product, [click on the green button.](#)

Product	Code	Reference	Product link
PCB terminal block, Nominal current: 32 A, Nom. voltage: 1000 V, Pitch: 9.52 mm, Number of positions: 3, Connection method: Screw connection with tension sleeve, Mounting: Wave soldering, Conductor/PCB connection direction: 0 °, Color: green, The article can be aligned to create different nos. of positions! If used purely as 2-pos., we recommend version MKDSV 5 HV with anti-rotation pins.	1907429	MKDS 5 HV/ 3-9,52-Z	Buy on EAN