



**Automatización Eléctrica**  
Especialistas en Automatización

At the end of this document you will find links to products related to this catalog. You can go directly to our shop by clicking [HERE](#). [HERE](#)

# Printed-circuit board connector - MC 1,5/ 7-STF-3,81 - 1827758

Please be informed that the data shown in this PDF Document is generated from our Online Catalog. Please find the complete data in the user's documentation. Our General Terms of Use for Downloads are valid (<http://phoenixcontact.com/download>)

Plug component, Nominal current: 8 A, Rated voltage (III/2): 160 V, Number of positions: 7, Pitch: 3.81 mm, Connection method: Screw connection with tension sleeve, Color: green, Contact surface: Tin



The figure shows a 10-position version of the product

## Why buy this product

- Generously dimensioned wiring space
- Low design height of the MC 1,5 plug range
- Plug-in direction parallel to the conductor axis
- Individual position coding by removing the coding tab and connecting the coding profile to the header



## Key Commercial Data

Packing unit	50 STK
GTIN	

## Technical data

### Dimensions

Height	11.1 mm
Width	37.06 mm
Pitch	3.81 mm
Dimension a	22.86 mm

### General

Range of articles	MC 1,5/...STF
Insulating material group	I
Rated surge voltage (III/3)	2.5 kV
Rated surge voltage (III/2)	2.5 kV
Rated surge voltage (II/2)	2.5 kV
Rated voltage (III/3)	160 V

# Printed-circuit board connector - MC 1,5/ 7-STF-3,81 - 1827758

## Technical data

### General

Rated voltage (III/2)	160 V
Rated voltage (II/2)	320 V
Connection in acc. with standard	EN-VDE
Nominal current I <sub>N</sub>	8 A
Nominal cross section	1.5 mm <sup>2</sup>
Maximum load current	8 A (with 1.5 mm <sup>2</sup> conductor cross section)
Insulating material	PA
Flammability rating according to UL 94	V0
Internal cylindrical gage	A1
Stripping length	7 mm
Number of positions	7
Screw thread	M2
Tightening torque, min	0.22 Nm
Tightening torque max	0.25 Nm

### Connection data

Conductor cross section solid min.	0.14 mm <sup>2</sup>
Conductor cross section solid max.	1.5 mm <sup>2</sup>
Conductor cross section flexible min.	0.14 mm <sup>2</sup>
Conductor cross section flexible max.	1.5 mm <sup>2</sup>
Conductor cross section flexible, with ferrule without plastic sleeve min.	0.25 mm <sup>2</sup>
Conductor cross section flexible, with ferrule without plastic sleeve max.	1.5 mm <sup>2</sup>
Conductor cross section flexible, with ferrule with plastic sleeve min.	0.25 mm <sup>2</sup>
Conductor cross section flexible, with ferrule with plastic sleeve max.	0.5 mm <sup>2</sup>
Conductor cross section AWG min.	28
Conductor cross section AWG max.	16
2 conductors with same cross section, solid min.	0.08 mm <sup>2</sup>
2 conductors with same cross section, solid max.	0.5 mm <sup>2</sup>
2 conductors with same cross section, stranded min.	0.08 mm <sup>2</sup>
2 conductors with same cross section, stranded max.	0.75 mm <sup>2</sup>
2 conductors with same cross section, stranded, ferrules without plastic sleeve, min.	0.25 mm <sup>2</sup>
2 conductors with same cross section, stranded, ferrules without plastic sleeve, max.	0.34 mm <sup>2</sup>
2 conductors with same cross section, stranded, TWIN ferrules with plastic sleeve, min.	0.5 mm <sup>2</sup>
2 conductors with same cross section, stranded, TWIN ferrules with plastic sleeve, max.	0.5 mm <sup>2</sup>
Minimum AWG according to UL/CUL	30
Maximum AWG according to UL/CUL	14

### Standards and Regulations

Connection in acc. with standard	EN-VDE
----------------------------------	--------

# Printed-circuit board connector - MC 1,5/ 7-STF-3,81 - 1827758

## Technical data

### Standards and Regulations

	CSA
Flammability rating according to UL 94	V0

## Classifications

### eCl@ss

eCl@ss 4.0	272607xx
eCl@ss 4.1	27260701
eCl@ss 5.0	27260701
eCl@ss 5.1	27260701
eCl@ss 6.0	27260704
eCl@ss 7.0	27440402
eCl@ss 8.0	27440309

### ETIM

ETIM 3.0	EC001121
ETIM 4.0	EC002638
ETIM 5.0	EC002638

### UNSPSC

UNSPSC 6.01	30211810
UNSPSC 7.0901	39121409
UNSPSC 11	39121409
UNSPSC 12.01	39121409
UNSPSC 13.2	39121409

## Approvals

### Approvals

---

#### Approvals

CSA / VDE Gutachten mit Fertigungsüberwachung / IECEE CB Scheme / CCA / EAC / cULus Recognized

---

#### Ex Approvals

---


#### Approvals submitted


---


#### Approval details

# Printed-circuit board connector - MC 1,5/ 7-STF-3,81 - 1827758

## Approvals

CSA 		
	B	D
mm <sup>2</sup> /AWG/kcmil	28-16	28-16
Nominal current I <sub>N</sub>	8 A	8 A
Nominal voltage U <sub>N</sub>	300 V	300 V

VDE Gutachten mit Fertigungsüberwachung 	
mm <sup>2</sup> /AWG/kcmil	0.2-1.5
Nominal current I <sub>N</sub>	8 A
Nominal voltage U <sub>N</sub>	160 V

IECEE CB Scheme 	
mm <sup>2</sup> /AWG/kcmil	0.2-1.5
Nominal current I <sub>N</sub>	8 A
Nominal voltage U <sub>N</sub>	160 V

CCA	
mm <sup>2</sup> /AWG/kcmil	0.2-1.5
Nominal current I <sub>N</sub>	8 A
Nominal voltage U <sub>N</sub>	160 V

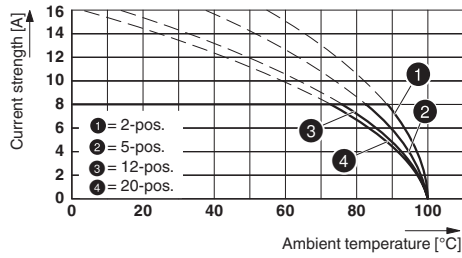
EAC
-----

cULus Recognized		
	B	D
mm <sup>2</sup> /AWG/kcmil	30-14	30-14
Nominal current I <sub>N</sub>	8 A	8 A
Nominal voltage U <sub>N</sub>	300 V	300 V

## Drawings

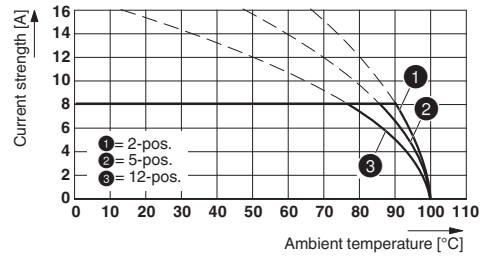
# Printed-circuit board connector - MC 1,5/ 7-STF-3,81 - 1827758

Diagram



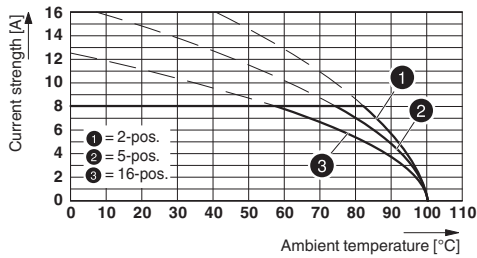
Type: MC 1,5/...-STF-3,81 with MCV 1,5/...-GF-3,81

Diagram



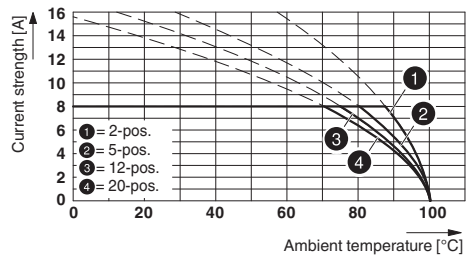
Type: MC 1,5/...-STF-3,81 with MCV 1,5/...-GF-3,81 P26 THR

Diagram



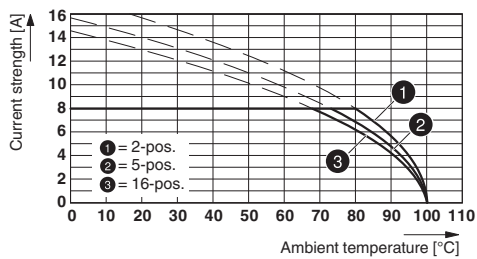
Type: MC 1,5/...-STF-3,81 with MCD 1,5/...-G1F-3,81

Diagram



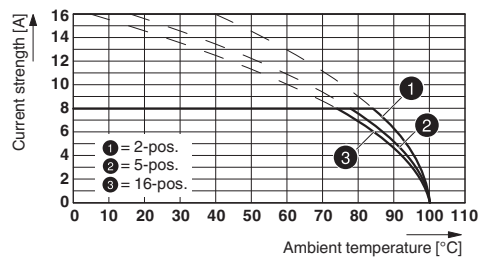
Type: MC 1,5/...-STF-3,81 with MC 1,5/...-GF-3,81

Diagram



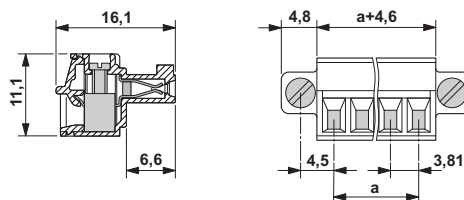
Type: MC 1,5/...-STF-3,81 with DFK-MC 1,5/...-GF-3,81 (with flat plug)

Diagram



Type: MC 1,5/...-STF-3,81 with DFK-MC 1,5/...-GF-3,81 (with solder connection)

## Dimensional drawing



Phoenix Contact 2016 © - all rights reserved  
<http://www.phoenixcontact.com>

PHOENIX CONTACT GmbH & Co. KG  
Flachmarktstr. 8  
32825 Blomberg  
Germany  
Tel. +49 5235 300  
Fax +49 5235 3 41200  
<http://www.phoenixcontact.com>

Below is a list of articles with direct links to our shop Electric Automation Network where you can see:

- Quote per purchase volume in real time.
- Online documentation and datasheets of all products.
- Estimated delivery time enquiry in real time.
- Logistics systems for the shipment of materials almost anywhere in the world.
- Purchasing management, order record and tracking of shipments.

To access the product, [click on the green button.](#)

<b>Product</b>	<b>Code</b>	<b>Reference</b>	<b>Product link</b>
Plug component, Nominal current: 8 A, Rated voltage (III/2): 160 V, Number of positions: 7, Pitch: 3.81 mm, Connection method: Screw connection, Color: green, Contact surface: Tin	1827758	MC 1,5/ 7-STF-3,81	<a href="#">Buy on EAN</a>