




**Automatización Eléctrica**  
Especialistas en Automatización

At the end of this document you will find links to products related to this catalog. You can go directly to our shop by clicking HERE. [HERE](#)

# Printed-circuit board connector - ICC 2,5/14-STZF-5,08 - 1823503

Please be informed that the data shown in this PDF Document is generated from our Online Catalog. Please find the complete data in the user's documentation. Our General Terms of Use for Downloads are valid (<http://phoenixcontact.com/download>)

Plug component, Nominal current: 12 A, Rated voltage (III/2): 320 V, Number of positions: 14, Pitch: 5.08 mm, Connection method: Crimp connection, Color: green, Corresponding male crimp contacts with current [A] and conductor cross section range [mm²] data: 10A/ICC-MT 0,5-1,0 (3190577); 10A/ICC-MT 0,5-1,0 BA (3190603); 12A/ICC-MT 1,5-2,5 (3190580); 12A/ICC-MT 1,5-2,5 BA (3190593). BA = Bandkontakte



The illustration shows an 10-position version

## Why buy this product

- ICC 2,5/...-STZF-5,08 are, among other things, compatible with IC 2,5/-GF-5,08 inverted base strips
- Plug with inverted contact system (pin contact)
- With snap-lock option for pull-out aid
- ICC 2,5/-STZ-5,08 with engagement noses for MSTBC 2,5/...-ST-... and for locking with MSTBC 2,5/-STZ-5,08-R



## Key Commercial Data

Packing unit	50 STK
GTIN	 4 017918 048365

## Technical data

### Dimensions

Pitch	5.08 mm
Dimension a	66.04 mm

### General

Range of articles	ICC 2,5/..-STZF
Insulating material group	I
Rated surge voltage (III/3)	4 kV
Rated surge voltage (III/2)	4 kV
Rated surge voltage (II/2)	4 kV
Rated voltage (III/3)	250 V
Rated voltage (III/2)	320 V
Rated voltage (II/2)	630 V

# Printed-circuit board connector - ICC 2,5/14-STZF-5,08 - 1823503

## Technical data

### General

Connection in acc. with standard	EN-VDE
Nominal current I <sub>N</sub>	12 A
Nominal cross section	2.5 mm <sup>2</sup>
Maximum load current	12 A
Insulating material	PA
Flammability rating according to UL 94	V0
Number of positions	14

### Connection data

Conductor cross section flexible min.	0.5 mm <sup>2</sup>
Conductor cross section flexible max.	2.5 mm <sup>2</sup>
Conductor cross section AWG min.	20
Conductor cross section AWG max.	14
Minimum AWG according to UL/CUL	20
Maximum AWG according to UL/CUL	14

### Standards and Regulations

Connection in acc. with standard	EN-VDE
	CSA
Flammability rating according to UL 94	V0

## Classifications

### eCl@ss

eCl@ss 4.0	272607xx
eCl@ss 4.1	27260701
eCl@ss 5.0	27260701
eCl@ss 5.1	27260701
eCl@ss 6.0	27260704
eCl@ss 7.0	27440402
eCl@ss 8.0	27440309

### ETIM

ETIM 3.0	EC001121
ETIM 4.0	EC002638
ETIM 5.0	EC002638

### UNSPSC

UNSPSC 6.01	30211810
UNSPSC 7.0901	39121409
UNSPSC 11	39121409
UNSPSC 12.01	39121409

# Printed-circuit board connector - ICC 2,5/14-STZF-5,08 - 1823503

## Classifications

### UNSPSC

UNSPSC 13.2	39121409
-------------	----------

## Approvals

### Approvals


### Approvals


CSA / UL Recognized / VDE Gutachten mit Fertigungsüberwachung / cUL Recognized / IECCEB CB Scheme / EAC / cULus Recognized


### Ex Approvals

### Approvals submitted

## Approval details

CSA 		
	B	D
mm <sup>2</sup> /AWG/kcmil	20-14	20-14
Nominal current I <sub>N</sub>	10 A	10 A
Nominal voltage U <sub>N</sub>	300 V	300 V

UL Recognized 		
	B	D
mm <sup>2</sup> /AWG/kcmil	20-14	20-14
Nominal current I <sub>N</sub>	10 A	10 A
Nominal voltage U <sub>N</sub>	250 V	300 V

VDE Gutachten mit Fertigungsüberwachung 	
mm <sup>2</sup> /AWG/kcmil	0.5-1.0
Nominal current I <sub>N</sub>	10 A
Nominal voltage U <sub>N</sub>	250 V

# Printed-circuit board connector - ICC 2,5/14-STZF-5,08 - 1823503

## Approvals

cUL Recognized

	B	D
mm <sup>2</sup> /AWG/kcmil	20-14	20-14
Nominal current I <sub>N</sub>	10 A	10 A
Nominal voltage U <sub>N</sub>	250 V	300 V

IECEE CB Scheme

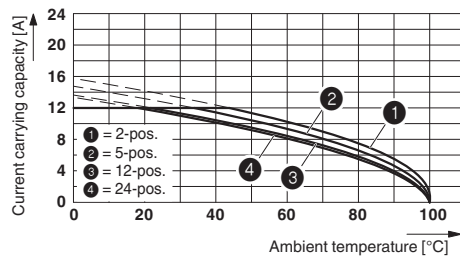
mm <sup>2</sup> /AWG/kcmil	0.5-1.0
Nominal current I <sub>N</sub>	10 A
Nominal voltage U <sub>N</sub>	250 V

EAC

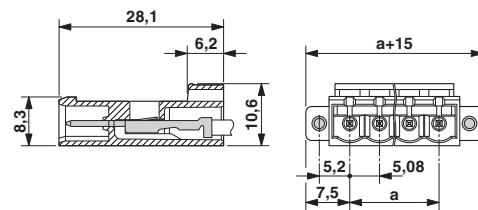
cULus Recognized

## Drawings

Diagram



Dimensional drawing



Type: ICC 2,5/...-ST-5,08 with IC 2,5/...-G-5,08; contact: ICC-MT 1,5 - 2,5

Phoenix Contact 2016 © - all rights reserved  
<http://www.phoenixcontact.com>

PHOENIX CONTACT GmbH & Co. KG  
Flachmarktstr. 8  
32825 Blomberg  
Germany  
Tel. +49 5235 300  
Fax +49 5235 3 41200  
<http://www.phoenixcontact.com>

Below is a list of articles with direct links to our shop Electric Automation Network where you can see:

- Quote per purchase volume in real time.
- Online documentation and datasheets of all products.
- Estimated delivery time enquiry in real time.
- Logistics systems for the shipment of materials almost anywhere in the world.
- Purchasing management, order record and tracking of shipments.

To access the product, [click on the green button.](#)

Product	Code	Reference	Product link
Plug component, Nominal current: 12 A, Rated voltage (III/2): 320 V, Number of positions: 14, Pitch: 5.08 mm, Connection method: Crimp connection, Color: green, Corresponding male crimp contacts with current [A] and conductor cross section range [mm <sup>2</sup> ] data: 10A/ICC-MT 0,5-1,0 (3190577); 10A/ICC-MT 0,5-1,0 BA (3190603); 12A/ICC-MT 1,5-2,5 (3190580); 12A/ICC-MT 1,5-2,5 BA (3190593). BA = Bandkontakte	1823503	ICC 2,5/14-STZF-5,08	<a href="#">Buy on EAN</a>