



**Automatización Eléctrica**  
Especialistas en Automatización

At the end of this document you will find links to products related to this catalog. You can go directly to our shop by clicking [HERE](#). [HERE](#)

# PCB connection terminal block - PTSM 0,5/ 5-2,5-V THR WH R44 - 1814595

Please be informed that the data shown in this PDF Document is generated from our Online Catalog. Please find the complete data in the user's documentation. Our General Terms of Use for Downloads are valid (<http://phoenixcontact.com/download>)

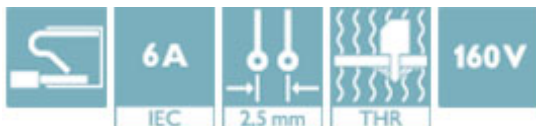


PCB terminal block, Nominal current: 6 A, Nom. voltage: 160 V, Pitch: 2.5 mm, Number of positions: 5, Connection method: Push-in spring connection, Mounting: THR soldering, Conductor/PCB connection direction: 90 °, Color: white

The illustration shows a 3-position version

## Why buy this product

- Compact low-profile THR PCB terminal block with 2.5 mm pitch
- High current carrying capacity for high power transmission
- Supplied in tape-on-reel packing according to IEC 60286-3 for automated mounting
- Specifically designed for use in reflow/soldering processes
- Double solder pins for stable hold on the PCB



## Key Commercial Data

Packing unit	310 STK
Minimum order quantity	310 STK
GTIN	 4 046356 760348

## Technical data

### Dimensions

Length	5 mm
Pitch	2.50 mm
Dimension a	10 mm
Height	10 mm
Length of the solder pin	2.1 mm
Pin dimensions	0,3 x 0,8 mm
Pin spacing	2.5 mm
Hole diameter	1.2 mm

# PCB connection terminal block - PTSM 0,5/ 5-2,5-V THR WH R44 - 1814595

## Technical data

### General

Insulating material group	I
Rated surge voltage (III/3)	2.5 kV
Rated surge voltage (III/2)	2.5 kV
Rated surge voltage (II/2)	2.5 kV
Rated voltage (III/3)	160 V
Rated voltage (III/2)	160 V
Rated voltage (II/2)	400 V
Connection in acc. with standard	EN-VDE
Nominal current I <sub>N</sub>	6 A
Nominal cross section	0.5 mm <sup>2</sup>
Maximum load current	6 A
Insulating material	HT PA
Solder pin surface	Sn
Flammability rating according to UL 94	V0
Stripping length	6 mm
Number of positions	5

### Connection data

Conductor cross section solid min.	0.14 mm <sup>2</sup>
Conductor cross section solid max.	0.5 mm <sup>2</sup>
Conductor cross section flexible min.	0.2 mm <sup>2</sup>
Conductor cross section flexible max.	0.5 mm <sup>2</sup>
Conductor cross section flexible, with ferrule without plastic sleeve min.	0.25 mm <sup>2</sup>
Conductor cross section flexible, with ferrule without plastic sleeve max.	0.5 mm <sup>2</sup>
Conductor cross section AWG min.	24
Conductor cross section AWG max.	20

### Standards and Regulations

Connection in acc. with standard	EN-VDE
	UL
Flammability rating according to UL 94	V0

## Classifications

### eCl@ss

eCl@ss 4.0	27141109
eCl@ss 4.1	27141109
eCl@ss 5.0	27141190
eCl@ss 5.1	27141190
eCl@ss 6.0	27261101

# PCB connection terminal block - PTSM 0,5/ 5-2,5-V THR WH R44 - 1814595

## Classifications

### eCl@ss

eCl@ss 7.0	27440401
eCl@ss 8.0	27440401
eCl@ss 9.0	27440401

### ETIM

ETIM 3.0	EC001121
ETIM 4.0	EC002643
ETIM 5.0	EC002637

### UNSPSC

UNSPSC 6.01	30211801
UNSPSC 7.0901	39121432
UNSPSC 11	39121432
UNSPSC 12.01	39121432
UNSPSC 13.2	39121432

## Approvals

### Approvals

---

#### Approvals

UL Recognized / UL Recognized / EAC / UL Recognized

---

#### Ex Approvals

---

#### Approvals submitted

---

### Approval details

UL Recognized
---------------

UL Recognized
---------------

EAC
-----

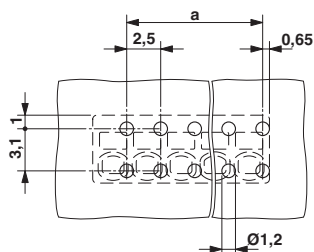
# PCB connection terminal block - PTSM 0,5/ 5-2,5-V THR WH R44 - 1814595

## Approvals

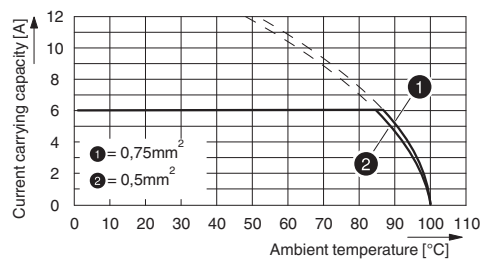
UL Recognized	
	B
mm <sup>2</sup> /AWG/kcmil	26-18
Nominal current I <sub>N</sub>	5 A
Nominal voltage U <sub>N</sub>	150 V

## Drawings

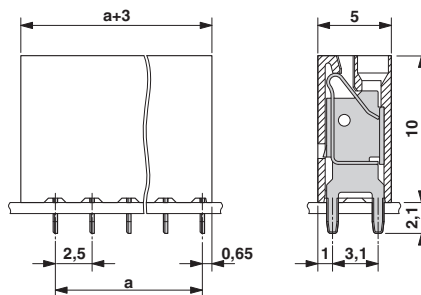
Drilling diagram



Diagram



Dimensional drawing



Below is a list of articles with direct links to our shop Electric Automation Network where you can see:

- Quote per purchase volume in real time.
- Online documentation and datasheets of all products.
- Estimated delivery time enquiry in real time.
- Logistics systems for the shipment of materials almost anywhere in the world.
- Purchasing management, order record and tracking of shipments.

To access the product, [click on the green button.](#)

<b>Product</b>	<b>Code</b>	<b>Reference</b>	<b>Product link</b>
PCB terminal block, Nominal current: 6 A, Nom. voltage: 160 V, Pitch: 2.5 mm, Number of positions: 5, Connection method: Push-in spring connection, Mounting: THR soldering, Conductor/PCB connection direction: 90 °, Color: white	1814595	PTSM 0,5/ 5-2,5-V THR WH R44	<a href="#">Buy on EAN</a>