At the end of this document you will find links to products related to this catalog. You can go directly to our shop by clicking HERE. HERE

Printed-circuit board connector - IPC 35 HC/ 6-STGF-15,00 - 1784897

Please be informed that the data shown in this PDF Document is generated from our Online Catalog. Please find the complete data in the user's documentation. Our General Terms of Use for Downloads are valid (http://phoenixcontact.com/download)

Plug component, Nominal current: 125 A, Rated voltage (III/2): 1000 V, Number of positions: 6, Pitch: 15 mm, Connection method: Screw connection with tension sleeve, Color: green, Contact surface: Silver

Why buy this product

- Low insertion and withdrawal forces for user-friendly device connection
- Connection capacity of up to 35 mm²
- Current carrying capacity of up to 125 A
- Unlimited 600 V UL approval
- Maximum contact reliability due to integrated double steel spring
- Inverted high-capacity plugs with pin contact for touch-proof device outputs or free-hanging cable/cable connections
- Standard with screw flange for reliable connection even in applications subject to vibration

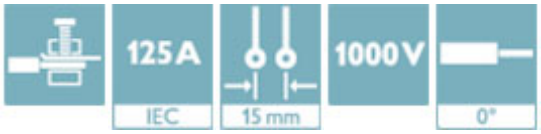

Key Commercial Data

Packing unit	10 STK
GTIN	4 046356 561204

Technical data

Dimensions

Length	58 mm
Height	40 mm
Pitch	15.00 mm
Dimension a	75 mm

General

Range of articles	IPC 35 HC/..-STGF
Insulating material group	I
Rated surge voltage (III/3)	8 kV
Rated surge voltage (III/2)	8 kV
Rated surge voltage (II/2)	6 kV

Printed-circuit board connector - IPC 35 HC/ 6-STGF-15,00 - 1784897

Technical data

General

Rated voltage (III/3)	1000 V
Rated voltage (III/2)	1000 V
Rated voltage (II/2)	1000 V
Connection in acc. with standard	EN-VDE
Nominal current I_N	125 A
Nominal cross section	35 mm²
Maximum load current	125 A
Insulating material	PA
Flammability rating according to UL 94	V0
Stripping length	20 mm
Number of positions	6
Screw thread	M5
Tightening torque, min	2.5 Nm
Tightening torque max	4.5 Nm

Connection data

Conductor cross section solid min.	0.5 mm²
Conductor cross section solid max.	35 mm²
Conductor cross section flexible min.	0.5 mm²
Conductor cross section flexible max.	35 mm²
Conductor cross section flexible, with ferrule without plastic sleeve min.	1 mm²
Conductor cross section flexible, with ferrule without plastic sleeve max.	35 mm²
Conductor cross section flexible, with ferrule with plastic sleeve min.	1.5 mm²
Conductor cross section flexible, with ferrule with plastic sleeve max.	35 mm²
Conductor cross section AWG min.	20
Conductor cross section AWG max.	2
2 conductors with same cross section, solid min.	0.5 mm²
2 conductors with same cross section, solid max.	6 mm²
2 conductors with same cross section, stranded min.	0.5 mm²
2 conductors with same cross section, stranded max.	6 mm²
2 conductors with same cross section, stranded, ferrules without plastic sleeve, min.	0.5 mm²
2 conductors with same cross section, stranded, ferrules without plastic sleeve, max.	4 mm²
2 conductors with same cross section, stranded, TWIN ferrules with plastic sleeve, min.	0.5 mm²
2 conductors with same cross section, stranded, TWIN ferrules with plastic sleeve, max.	6 mm²
Minimum AWG according to UL/CUL	16
Maximum AWG according to UL/CUL	2

Standards and Regulations

Connection in acc. with standard	EN-VDE

Printed-circuit board connector - IPC 35 HC/ 6-STGF-15,00 - 1784897

Technical data

Standards and Regulations

	UL
Flammability rating according to UL 94	V0

Classifications

eCl@ss

eCl@ss 4.0	272607xx
eCl@ss 4.1	27260701
eCl@ss 5.0	27260701
eCl@ss 5.1	27141190
eCl@ss 6.0	27260704
eCl@ss 7.0	27440402
eCl@ss 8.0	27440309

ETIM

ETIM 4.0	EC002638
ETIM 5.0	EC002638

UNSPSC

UNSPSC 6.01	30211810
UNSPSC 7.0901	39121409
UNSPSC 11	39121409
UNSPSC 12.01	39121409
UNSPSC 13.2	39121409

Approvals

Approvals

Approvals

UL Recognized / VDE Gutachten mit Fertigungsüberwachung / CCA / IECEE CB Scheme / EAC

Ex Approvals

Approvals submitted

Approval details

Printed-circuit board connector - IPC 35 HC/ 6-STGF-15,00 - 1784897

Approvals

UL Recognized

	B	C
mm²/AWG/kcmil	16-2	16-2
Nominal current IN	115 A	115 A
Nominal voltage UN	600 V	600 V

VDE Gutachten mit Fertigungsüberwachung

mm²/AWG/kcmil	0.5-35
Nominal current IN	125 A
Nominal voltage UN	1000 V

CCA

IECEE CB Scheme

Nominal current IN	125 A
Nominal voltage UN	1000 V

EAC

Drawings

Diagram

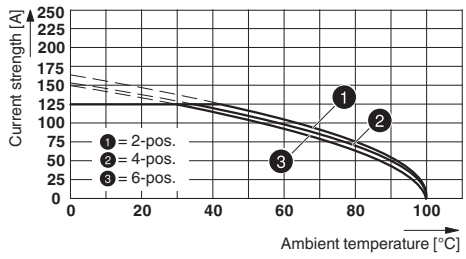

Dimensional drawing

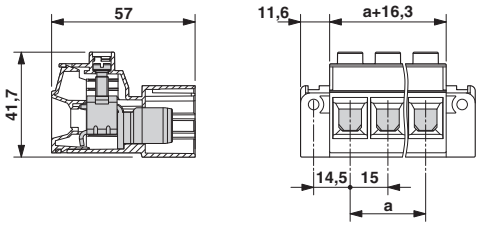

PC 35 HC/..-STF-15,0 with IPC 35 HC/..-STGF-15,0
Derating curve, representation based on DIN EN 60512-5-2:2003-01
Connected conductor cross section = 35 mm²
Reduction factor = 0.8
Number of positions: see diagram

Phoenix Contact 2016 © - all rights reserved
http://www.phoenixcontact.com

PHOENIX CONTACT GmbH & Co. KG
Flachsmarktstr. 8
32825 Blomberg
Germany
Tel. +49 5235 300
Fax +49 5235 3 41200
http://www.phoenixcontact.com

Below is a list of articles with direct links to our shop Electric Automation Network where you can see:

- Quote per purchase volume in real time.
- Online documentation and datasheets of all products.
- Estimated delivery time enquiry in real time.
- Logistics systems for the shipment of materials almost anywhere in the world.
- Purchasing management, order record and tracking of shipments.

To access the product, click on the green button.

Product	Code	Reference	Product link
Plug component, Nominal current: 125 A, Rated voltage (III/2): 1000 V, Number of positions: 6, Pitch: 15 mm, Connection method: Screw connection, Color: green, Contact surface: Silver	1784897	IPC 35 HC/ 6-STGF-15,00	Buy on EAN