At the end of this document you will find links to products related to this catalog. You can go directly to our shop by clicking HERE. HERE

PCB terminal block - MKDSN 1,5/ 6 - 1729050

Please be informed that the data shown in this PDF Document is generated from our Online Catalog. Please find the complete data in the user's documentation. Our General Terms of Use for Downloads are valid (http://phoenixcontact.com/download)

PCB terminal block, Nominal current: 13.5 A, Nom. voltage: 400 V, Pitch: 5 mm, Number of positions: 6, Connection method: Screw connection with tension sleeve, Mounting: Wave soldering, Conductor/PCB connection direction: 0 °, Color: green

The figure shows a 10-pos. version of the product in green

Why buy this product

- PCB terminal blocks with compact housing dimensions and low design height
- Single-row type with horizontal connection direction

Key Commercial Data

Packing unit	100 STK
GTIN	4 017918 025922

Technical data

Dimensions

Length	8.1 mm
Pitch	5.00 mm
Dimension a	25 mm
Width	30 mm
Constructional height	10 mm
Height	13.5 mm
Length of the solder pin	3.5 mm
Pin dimensions	0,5 x 1 mm
Pin spacing	5 mm
Hole diameter	1.3 mm

General

Range of articles	MKDSN 1,5
Insulating material group	I
Rated surge voltage (III/3)	4 kV
Rated surge voltage (III/2)	4 kV
Rated surge voltage (II/2)	4 kV
Rated voltage (III/3)	250 V

PCB terminal block - MKDSN 1,5/ 6 - 1729050

Technical data

General

Rated voltage (III/2)	400 V
Rated voltage (II/2)	630 V
Connection in acc. with standard	EN-VDE
Nominal current I_N	13.5 A
Nominal cross section	1.5 mm²
Maximum load current	13.5 A
Insulating material	PA
Solder pin surface	Sn
Flammability rating according to UL 94	V0
Internal cylindrical gage	A1
Stripping length	6 mm
Number of positions	6
Screw thread	M3
Tightening torque, min	0.5 Nm
Tightening torque max	0.6 Nm

Connection data

Conductor cross section solid min.	0.14 mm²
Conductor cross section solid max.	1.5 mm²
Conductor cross section flexible min.	0.14 mm²
Conductor cross section flexible max.	1.5 mm²
Conductor cross section flexible, with ferrule without plastic sleeve min.	0.25 mm²
Conductor cross section flexible, with ferrule without plastic sleeve max.	1 mm²
Conductor cross section flexible, with ferrule with plastic sleeve min.	0.25 mm²
Conductor cross section flexible, with ferrule with plastic sleeve max.	1.5 mm²
Conductor cross section AWG min.	26
Conductor cross section AWG max.	16
2 conductors with same cross section, solid min.	0.14 mm²
2 conductors with same cross section, solid max.	0.75 mm²
2 conductors with same cross section, stranded min.	0.14 mm²
2 conductors with same cross section, stranded max.	0.75 mm²
2 conductors with same cross section, stranded, ferrules without plastic sleeve, min.	0.25 mm²
2 conductors with same cross section, stranded, ferrules without plastic sleeve, max.	0.5 mm²
2 conductors with same cross section, stranded, TWIN ferrules with plastic sleeve, min.	0.5 mm²
2 conductors with same cross section, stranded, TWIN ferrules with plastic sleeve, max.	0.75 mm²

Standards and Regulations

Connection in acc. with standard	EN-VDE
	CSA

PCB terminal block - MKDSN 1,5/ 6 - 1729050

Technical data

Standards and Regulations

Flammability rating according to UL 94	V0

Classifications

eCl@ss

eCl@ss 4.0	27141109
eCl@ss 4.1	27141109
eCl@ss 5.0	27141190
eCl@ss 5.1	27141190
eCl@ss 6.0	27261101
eCl@ss 7.0	27440401
eCl@ss 8.0	27440401
eCl@ss 9.0	27440401

ETIM

ETIM 3.0	EC001121
ETIM 4.0	EC002643
ETIM 5.0	EC002643

UNSPSC

UNSPSC 6.01	30211801
UNSPSC 7.0901	39121432
UNSPSC 11	39121432
UNSPSC 12.01	39121432
UNSPSC 13.2	39121432

Approvals

Approvals

Approvals

CSA / UL Recognized / SEV / cUL Recognized / GL / CCA / IECEE CB Scheme / RS / EAC / cULus Recognized

Ex Approvals

Approvals submitted

Approval details

PCB terminal block - MKDSN 1,5/ 6 - 1729050

Approvals

CSA

	B	D
mm²/AWG/kcmil	28-14	28-14
Nominal current IN	10 A	10 A
Nominal voltage UN	150 V	300 V

UL Recognized

	B	D
mm²/AWG/kcmil	30-14	30-14
Nominal current IN	10 A	10 A
Nominal voltage UN	300 V	300 V

SEV

mm²/AWG/kcmil	1.5
Nominal current IN	13.5 A
Nominal voltage UN	250 V

cUL Recognized

	B	D
mm²/AWG/kcmil	30-14	30-14
Nominal current IN	10 A	10 A
Nominal voltage UN	300 V	300 V

GL

CCA

IECEE CB Scheme

RS

EAC

PCB terminal block - MKDSN 1,5/ 6 - 1729050

Approvals

cULus Recognized

Drawings

Drilling diagram

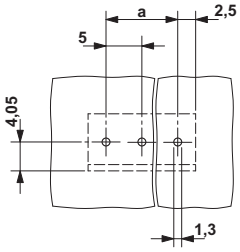

Diagram

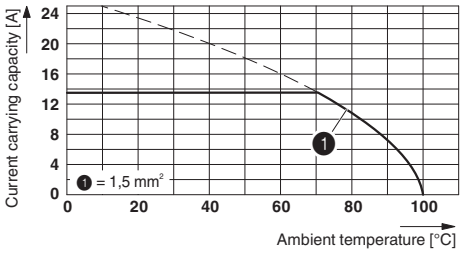

Dimensional drawing

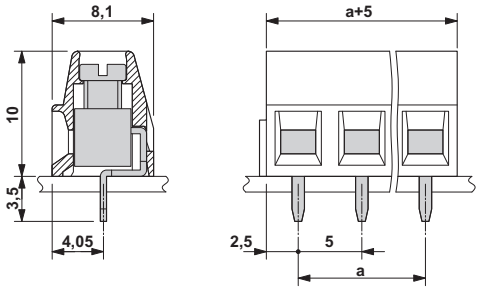

Phoenix Contact 2016 © - all rights reserved
http://www.phoenixcontact.com

PHOENIX CONTACT GmbH & Co. KG
Flachsmarktstr. 8
32825 Blomberg
Germany
Tel. +49 5235 300
Fax +49 5235 3 41200
http://www.phoenixcontact.com

Below is a list of articles with direct links to our shop Electric Automation Network where you can see:

- Quote per purchase volume in real time.
- Online documentation and datasheets of all products.
- Estimated delivery time enquiry in real time.
- Logistics systems for the shipment of materials almost anywhere in the world.
- Purchasing management, order record and tracking of shipments.

To access the product, click on the green button.

Product	Code	Reference	Product link
PCB terminal block, Nominal current: 13.5 A, Nom. voltage: 400 V, Pitch: 5 mm, Number of positions: 6, Connection method: Screw connection with tension sleeve, Mounting: Wave soldering, Conductor/PCB connection direction: 0 °, Color: green	1729050	MKDSN 1,5/ 6	Buy on EAN