



**Automatización Eléctrica**  
Especialistas en Automatización

At the end of this document you will find links to products related to this catalog. You can go directly to our shop by clicking [HERE](#). [HERE](#)

## Bus system cable - SAC-4P-M 8MS/10,0-950/M 8FS - 1543375

Please be informed that the data shown in this PDF Document is generated from our Online Catalog. Please find the complete data in the user's documentation. Our General Terms of Use for Downloads are valid (<http://phoenixcontact.com/download>)



Bus system cable, INTERBUS, 4-position, PUR halogen-free, black RAL 9005, shielded, Plug straight M8, on Socket straight M8, Cable length: 10 m

### Why buy this product

- System cable for supply voltage and bus signal
- Power cable for actuator voltage

### Key Commercial Data

Packing unit	1 STK
GTIN	 4 046356 097536

### Technical data

#### Dimensions

Length of cable	10 m
-----------------	------

#### Ambient conditions

Ambient temperature (operation)	-25 °C ... 90 °C (Plug / socket)
Degree of protection	IP65
	IP67

#### General

Rated current at 40°C	4 A
Rated voltage	30 V
Number of positions	4
Insulation resistance	≥ 100 MΩ
Coding	A - standard
Signal type/category	INTERBUS
Status display	No
Overvoltage category	II
Degree of pollution	3
Test voltage	800 V
Torque	0.2 Nm (M8 connectors)

## Bus system cable - SAC-4P-M 8MS/10,0-950/M 8FS - 1543375

### Technical data

#### Material

Flammability rating according to UL 94	HB
Contact material	CuSn
Contact surface material	Ni/Au
Contact carrier material	TPU GF
Material of grip body	TPU, hardly inflammable, self-extinguishing
Material, knurls	Zinc die-cast, nickel-plated
Sealing material	NBR

#### Pin assignment

Position = wire color (signal) = position (optional)	1 (Plug) = RD (0.34 mm <sup>2</sup> ) = 1 (Socket)
	3 (Plug) = BU (0.34 mm <sup>2</sup> ) = 3 (Socket)
	2 (Plug) = YE (0.14 mm <sup>2</sup> ) = 2 (Socket)
	4 (Plug) = GN (0.14 mm <sup>2</sup> ) = 4 (Socket)

#### Standards and Regulations

Flammability rating according to UL 94	HB
--	----

#### Cable

Cable type	INTERBUS
Cable type (abbreviation)	950
UL AWM style	20963 (80°C/30 V)
Conductor cross section	2x 0.14 mm <sup>2</sup> (Signal line)
	2x 0.34 mm <sup>2</sup> (Power supply)
	1x 0.38 mm <sup>2</sup> (Drain wire)
AWG signal line	26
AWG power supply	22
Conductor structure signal line	19x 0.10 mm
Conductor structure, voltage supply	19x 0.15 mm
Core diameter including insulation	0.97 mm (Signal line)
	1.25 mm (Power supply)
Thickness, insulation	0.24 mm (Conductor insulation, signal line)
	0.25 mm (Conductor insulation, voltage supply)
Wire colors	red-blue, green-yellow
Twisted pairs	2 cores to the pair
Type of pair shielding	Aluminum-lined polyester foil
Overall twist	2 pairs around a drain wire in the center to the core
Shielding	Tinned copper braided shield
Optical shield covering	85 %
External sheath, color	black RAL 9005
Outer sheath thickness	approx. 0.75 mm
External cable diameter D	5.2 mm ±0.2 mm
Smallest bending radius, fixed installation	26 mm

## Bus system cable - SAC-4P-M 8MS/10,0-950/M 8FS - 1543375

### Technical data

#### Cable

Smallest bending radius, movable installation	37 mm
Number of bending cycles	1000000
Bending radius	110 mm
Traversing path	6 m
Traversing rate	4 m/s
Acceleration	4 m/s <sup>2</sup>
Cable weight	41 kg/km
Outer sheath, material	PUR
Material conductor insulation	PP
Conductor material	Tin-plated Cu litz wires
Insulation resistance	≥ 20 MΩ*km
Conductor resistance	≤ 155 Ω/km (Signal line) ≤ 58 Ω/km (Power supply)
Nominal voltage, cable	≤ 100 V
Test voltage Core/Core	1000 V
Test voltage Core/Shield	1000 V
Ambient temperature (operation)	-40 °C ... 80 °C (cable, fixed installation) -40 °C ... 80 °C (cable, flexible installation)

### Classifications

#### eCl@ss

eCl@ss 4.0	27060306
eCl@ss 4.1	27060306
eCl@ss 5.0	27061801
eCl@ss 5.1	27061801
eCl@ss 6.0	27279218
eCl@ss 7.0	27279218
eCl@ss 8.0	27279218

#### ETIM

ETIM 3.0	EC001855
ETIM 4.0	EC001855
ETIM 5.0	EC001855

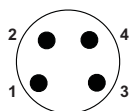
#### UNSPSC

UNSPSC 6.01	31251501
UNSPSC 7.0901	31251501
UNSPSC 11	31251501
UNSPSC 12.01	31251501
UNSPSC 13.2	31251501

# Bus system cable - SAC-4P-M 8MS/10,0-950/M 8FS - 1543375

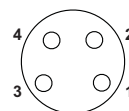
## Drawings

Schematic diagram



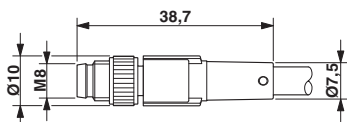
Pin assignment M8 plug, 4-pos., view male side

Schematic diagram



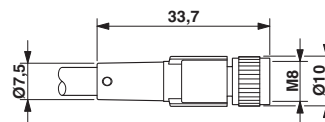
Pin assignment M8 socket, 4-pos., view female side

Dimensional drawing




Plug M8 x 1, straight, shielded

Dimensional drawing



Socket M8 x 1, straight, shielded

Circuit diagram



Contact assignment of M8 plugs/sockets



Below is a list of articles with direct links to our shop Electric Automation Network where you can see:

- Quote per purchase volume in real time.
- Online documentation and datasheets of all products.
- Estimated delivery time enquiry in real time.
- Logistics systems for the shipment of materials almost anywhere in the world.
- Purchasing management, order record and tracking of shipments.

To access the product, [click on the green button.](#)

Product	Code	Reference	Product link
Bus system cable, INTERBUS, 4-position, PUR halogen-free, black RAL 9005, shielded, Plug straight M8, on Socket straight M8, Cable length: 10 m	1543375	SAC-4P-M 8MS/10,0-950/M 8FS	<a href="#">Buy on EAN</a>