



Automatización Eléctrica
Especialistas en Automatización

At the end of this document you will find links to products related to this catalog. You can go directly to our shop by clicking [HERE](#). [HERE](#)

Sensor/actuator box - SACB-10/3-L-SC-M8 - 1503409

Please be informed that the data shown in this PDF Document is generated from our Online Catalog. Please find the complete data in the user's documentation. Our General Terms of Use for Downloads are valid (<http://phoenixcontact.com/download>)



Sensor/actuator box, Application: Standard, Connection method: M8 socket Metal, Number of slots: 10, Number of positions: 3, Coding: A - standard, Slot assignment: single, Status indication: Yes, pnp; Master cable connection: Spring-cage connection 180°, Shielding: No

Why buy this product

- Safety in the field, thanks to molded housing and high degree of protection
- Flexible, distributed bundling of signals in one master cable
- Convenient: increased machine availability thanks to quick and easy diagnostics
- Flexible: distributor box with connector hood for on-site assembly

Key Commercial Data

Packing unit	1 STK
GTIN	 4 017918 966966

Technical data

General

Rated voltage	24 V DC
Max. operating voltage U_{max}	30 V DC
Current carrying capacity per I/O signal	2 A
Current carrying capacity per slot	2 A
Total rated current	6 A
Number of positions	3
Number of slots	10
Flammability rating according to UL 94	V0
Sensor/actuator connection system	M8 socket

Ambient conditions

Degree of protection	IP65
	IP67
Ambient temperature (operation)	-30 °C ... 80 °C

Local diagnostics function

Local diagnostics	Supply voltage Green LED
	Status display I/O Yellow LED

Sensor/actuator box - SACB-10/3-L-SC-M8 - 1503409

Technical data

Master cable data/connection data

Connection method	Spring-cage connection
Conductor cross section min. (signal)	0.14 mm ²
Conductor cross section max. (signal)	1 mm ²
Conductor cross section AWG min. (signal)	26
Conductor cross section AWG max. (signal)	17
Stripping length (signal)	10 mm
Conductor cross section min. (energy)	0.2 mm ²
Conductor cross section max. (energy)	1.5 mm ²
Conductor cross section AWG min. (energy)	26
Conductor cross section AWG max. (energy)	16
External cable diameter min.	7 mm
External cable diameter max.	11 mm
Stripping length	70 mm (Master cable)
Tightening torque, cover screw	1 Nm
Tightening torque, union nut	2.5 Nm
Tightening torque slot sensor/actuator cable	0.2 Nm

Insulation material

Housing material	PBT
Material of the moulding mass	PUR
Contact material	CuSn
Contact surface material	Ni/Au
Contact carrier material	PA
Material of contact, master cable side	CuZn
Material of contact surface, master cable side	NiSn
Material of the contact carrier on the master cable side	PA 66 V0
Material of threaded sleeve	Cu alloy
Material of threaded sleeve surface	Nickel-plated
O-ring material	NBR

Pin assignment

Slot/position = Wire color or connection	1 / 4 (A) = 1 / 4
	2 / 4 (A) = 2 / 4
	3 / 4 (A) = 3 / 4
	4 / 4 (A) = 4 / 4
	5 / 4 (A) = 5 / 4
	6 / 4 (A) = 6 / 4
	7 / 4 (A) = 7 / 4
	8 / 4 (A) = 8 / 4
	9 / 4 (A) = 9 / 4
	10 / 4 (A) = 10 / 4
	1-10 / 1 (+24 V) = U _N

Sensor/actuator box - SACB-10/3-L-SC-M8 - 1503409

Technical data

Pin assignment

	1-10 / 3 (0 V) = 0 V
--	----------------------

Standards and Regulations

Standard designation	M8 connector
Standards/regulations	IEC 61076-2-104
Connection in acc. with standard	CUL
Flammability rating according to UL 94	V0

Classifications

eCl@ss

eCl@ss 4.0	27140815
eCl@ss 4.1	27140815
eCl@ss 5.0	27143423
eCl@ss 5.1	27143423
eCl@ss 6.0	27143423
eCl@ss 7.0	27449001
eCl@ss 8.0	27279219

ETIM

ETIM 2.0	EC000200
ETIM 3.0	EC001856
ETIM 4.0	EC002585
ETIM 5.0	EC002585

UNSPSC

UNSPSC 6.01	31261501
UNSPSC 7.0901	31261501
UNSPSC 11	31261501
UNSPSC 12.01	31261501
UNSPSC 13.2	31261501

Approvals

Approvals

Approvals

UL Recognized / cUL Recognized / EAC / cULus Recognized

Ex Approvals

Sensor/actuator box - SACB-10/3-L-SC-M8 - 1503409

Approvals

Approvals submitted

Approval details

UL Recognized	
Nominal voltage UN	24 V

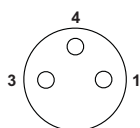
cUL Recognized	
Nominal voltage UN	24 V

EAC

cULus Recognized

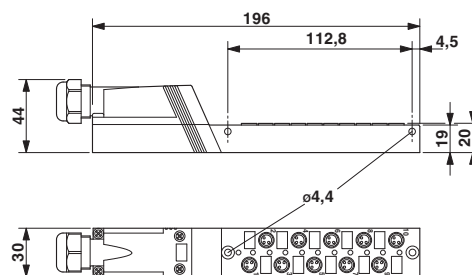
Drawings

Schematic diagram

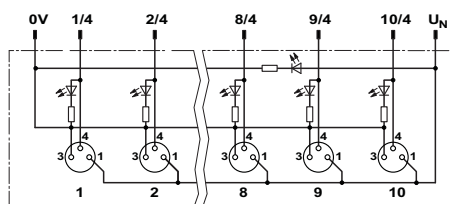


M8 slot, socket, 3-pos.

Dimensional drawing



Circuit diagram



Phoenix Contact 2016 © - all rights reserved
<http://www.phoenixcontact.com>

PHOENIX CONTACT GmbH & Co. KG
Flachsmarktstr. 8
32825 Blomberg
Germany
Tel. +49 5235 300
Fax +49 5235 3 41200
<http://www.phoenixcontact.com>



Below is a list of articles with direct links to our shop Electric Automation Network where you can see:

- Quote per purchase volume in real time.
- Online documentation and datasheets of all products.
- Estimated delivery time enquiry in real time.
- Logistics systems for the shipment of materials almost anywhere in the world.
- Purchasing management, order record and tracking of shipments.

To access the product, [click on the green button.](#)

Product	Code	Reference	Product link
Sensor/actuator box, Application: Standard, Connection method: M8 socket Metal, Number of slots: 10, Number of positions: 3, Coding: A - standard, Slot assignment: single, Status indication: Yes, pnp; Master cable connection: Spring-cage connection 180°, Shielding: No	1503409	SACB-10/3-L-SC-M8	Buy on EAN