



Automatización Eléctrica
Especialistas en Automatización

At the end of this document you will find links to products related to this catalog. You can go directly to our shop by clicking [HERE](#). [HERE](#)

Bus system flush-type socket - SACCBP-FSB-2CON-PG9/0,5-910SCO - 1437449

Please be informed that the data shown in this PDF Document is generated from our Online Catalog. Please find the complete data in the user's documentation. Our General Terms of Use for Downloads are valid (<http://phoenixcontact.com/download>)



Bus system flush-type socket, PROFIBUS, 2-pos., M12, shielded, B-coded, SPEEDCON, rear/screw mounting with Pg9 thread, with 0.5 m bus cable, 2 x 0.25 mm²



Key Commercial Data

Packing unit	1 STK
GTIN	 4 046356 457576

Technical data

Dimensions

Length of cable	0.5 m
-----------------	-------

Ambient conditions

Ambient temperature (operation)	-25 °C ... 85 °C (Plug / socket)
Degree of protection	IP67

General

Note	The electrical and mechanical data specified assume that the connector pair is correctly locked and mounted. If the connector is unlocked and if there is a danger of contamination, the connector must be sealed using a protective cap > IP54. Influences arising from litz wires, cables or PCB assembly must also be taken into consideration.
Rated current at 40°C	4 A
Rated voltage	60 V
Rated surge voltage	1.5 kV
Number of positions	2
Insulation resistance	≥ 100 MΩ
Coding	B - inverse
Standards/regulations	M12 connector IEC 61076-2-101
Signal type/category	PROFIBUS

Bus system flush-type socket - SACCBP-FSB-2CON-PG9/0,5-910SCO - 1437449

Technical data

General

Status display	No
Overvoltage category	II
Degree of pollution	3
Insertion/withdrawal cycles	> 100

Material

Flammability rating according to UL 94	V0
Contact material	CuZn
Contact surface material	Ni/Au
Contact carrier material	PA 66
Material, knurls	Zinc die-cast, nickel-plated
Sealing material	FKM

Standards and Regulations

Standard designation	M12 connector
Standards/regulations	IEC 61076-2-101
Flammability rating according to UL 94	V0

Cable

Cable type	PROFIBUS
Cable type (abbreviation)	910
UL AWM style	21198 (80°C/300 V)
Signal type/category	PROFIBUS
Cable structure	1x2xAWG24/19
Conductor cross section	2x 0.25 mm ² (Signal line)
AWG signal line	24
Conductor structure signal line	19x 0.13 mm
Core diameter including insulation	2.55 mm ±0.07 mm
Wire colors	Red, green
Overall twist	2 cores with 2 fillers to the core
Shielding	Plastic-coated aluminum foil, tinned copper braided shield
Optical shield covering	85 %
External sheath, color	violet RAL 4001
External cable diameter D	7.8 mm ±0.2 mm
Smallest bending radius, fixed installation	40 mm
Smallest bending radius, movable installation	65 mm
Number of bending cycles	4000000
Bending radius	65 mm
Traversing path	4.5 m
Traversing rate	3 m/s
Acceleration	3 m/s ²

Bus system flush-type socket - SACCBP-FSB-2CON-PG9/0,5-910SCO - 1437449

Technical data

Cable

Outer sheath, material	PUR
Material, filler	PP
Material conductor insulation	Foam-Skin PP
Conductor material	Tin-plated Cu litz wires
Insulation resistance	≥ 5 GΩ*km
Conductor resistance	≤ 78.6 Ω/km
Cable capacity	nom. 30 pF/m
Wave impedance	150 Ω ±10 % (3 MHz ... 20 MHz)
Wave attenuation	≤ 0.049 dB/m (at 16 MHz)
Nominal voltage, cable	30 V
Test voltage Core/Core	1500 V (50 Hz, 1 min.)
Test voltage Core/Shield	1500 V (50 Hz, 1 min.)
Flame resistance	UL 1581, Sec. 1060 (FT-1)
	IEC 60332-1-2
Halogen-free	in accordance with DIN VDE 0472 part 815
	According to IEC 60754-1
Other resistance	Low adhesion
Ambient temperature (operation)	-40 °C ... 80 °C (cable, fixed installation)
	-30 °C ... 80 °C (cable, flexible installation)
	≤ 70 °C (cable, drag chain applications)
Ambient temperature (storage/transport)	-40 °C ... 80 °C

Classifications

eCl@ss

eCl@ss 4.0	27250313
eCl@ss 4.1	27250313
eCl@ss 5.0	27143423
eCl@ss 5.1	27143423
eCl@ss 6.0	27143423
eCl@ss 7.0	27449001
eCl@ss 8.0	27440103

ETIM

ETIM 3.0	EC002061
ETIM 4.0	EC000830
ETIM 5.0	EC002061

UNSPSC

UNSPSC 6.01	31251501
-------------	----------

Bus system flush-type socket - SACCBP-FSB-2CON-PG9/0,5-910SCO - 1437449

Classifications

UNSPSC

UNSPSC 7.0901	31251501
UNSPSC 11	31251501
UNSPSC 12.01	31251501
UNSPSC 13.2	39121413

Approvals

Approvals


Approvals

UL Recognized / EAC

Ex Approvals

Approvals submitted

Approval details

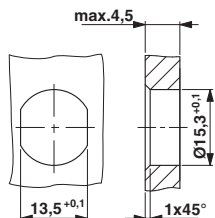
UL Recognized 	
mm ² /AWG/kcmil	26-20
Nominal current I _N	4 A
Nominal voltage U _N	250 V

EAC

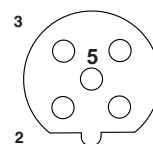
Drawings

Bus system flush-type socket - SACCBP-FSB-2CON-PG9/0,5-910SCO - 1437449

Dimensional drawing




Schematic diagram



Pin assignment M12 socket, 5-pos., B-coded, female side

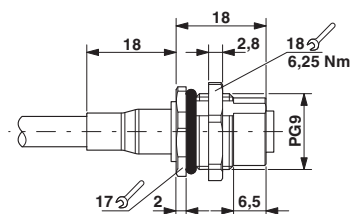
Housing cutout for Pg9 fastening thread, mounting panel with feed-through hole (alternatively with surface as protection against rotation)

Cable cross section



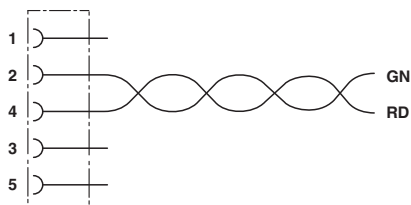
PROFIBUS [910]

Dimensional drawing



M12 panel feed-through

Circuit diagram



Contact assignment of the M12 socket



Automatización Eléctrica
Especialistas en Automatización

Below is a list of articles with direct links to our shop Electric Automation Network where you can see:

- Quote per purchase volume in real time.
- Online documentation and datasheets of all products.
- Estimated delivery time enquiry in real time.
- Logistics systems for the shipment of materials almost anywhere in the world.
- Purchasing management, order record and tracking of shipments.

To access the product, [click on the green button.](#)

Product	Code	Reference	Product link
Bus system flush-type socket, PROFIBUS, 2-pos., M12, shielded, B-coded, SPEEDCON, rear/screw mounting with Pg9 thread, with 0.5 m bus cable, 2 x 0.25 mm ²	1437449	SACCBP-FSB-2CON-PG9/0,5-910SCO	Buy on EAN