



Automatización Eléctrica
Especialistas en Automatización

At the end of this document you will find links to products related to this catalog. You can go directly to our shop by clicking [HERE](#). [HERE](#)

Bus system cable - SAC-5PY-F/2X10,0-920 - 1436149

Please be informed that the data shown in this PDF Document is generated from our Online Catalog. Please find the complete data in the user's documentation. Our General Terms of Use for Downloads are valid (<http://phoenixcontact.com/download>)



Bus system cable, CANopen®, DeviceNet™, 5-position, PUR halogen-free, violet RAL 4001, shielded, Socket straight M12 SPEEDCON, A-coded, on free cable end and free cable end, Cable length: 10 m, Connector, unshielded, Shield connected to pin 1



Key Commercial Data

Packing unit	1 STK
GTIN	 4 046356 432399

Technical data

Dimensions

Length of cable	10 m
-----------------	------

Ambient conditions

Ambient temperature (operation)	-25 °C ... 90 °C (Plug / socket)
Degree of protection	IP65
	IP67

General

Rated current at 40°C	4 A
Rated voltage	60 V
Number of positions	5
Insulation resistance	≥ 100 MΩ
Coding	A - standard
Signal type/category	CANopen®
	DeviceNet™
Overvoltage category	II
Degree of pollution	3

Material

Flammability rating according to UL 94	HB
----------------------------------------	----

Pin assignment

Position = wire color (signal) = position (optional)	1 (Distributor) = SR (shield)
------------------------------------------------------	-------------------------------

Bus system cable - SAC-5PY-F/2X10,0-920 - 1436149

Technical data

Pin assignment

	2 (Distributor) = RD (V+)
	3 (Distributor) = BK (V-)
	4 (Distributor) = WH (CAN_H)
	5 (Distributor) = BU (CAN_L)

Standards and Regulations

Flammability rating according to UL 94	HB
----------------------------------------	----

Cable

Cable type	CAN Bus/DeviceNet
Cable type (abbreviation)	920
UL AWM style	21198 (80°C/300 V)
Cable structure	2xAWG24/19+2xAWG22/19
Conductor cross section	2x 0.25 mm ² (Data cable)
	2x 0.34 mm ² (Power supply)
	1x 0.34 mm ² (Drain wire)
AWG signal line	24
AWG power supply	22
Conductor structure signal line	19x 0.13 mm
Conductor structure, voltage supply	19x 0.15 mm
Core diameter including insulation	1.95 mm ±0.05 mm (Data cable)
	1.4 mm ±0.05 mm (Power supply)
Wire colors	Red-black, blue-white
Twisted pairs	2 cores to the pair
Type of pair shielding	Plastic-coated aluminum foil, aluminum side outside
Overall twist	2 pairs around a drain wire in the center to the core
Shielding	Tinned copper braided shield
Optical shield covering	80 %
External sheath, color	violet RAL 4001
External cable diameter D	6.7 mm ±0,3 mm
Minimum bending radius, flexible installation	10 x D
Number of bending cycles	5000000
Bending radius	70 mm
Traversing path	4.5 m
Traversing rate	3 m/s
Acceleration	3 m/s ²
Outer sheath, material	PUR
Material conductor insulation	Foamed PE (Data cable)
	PE (Power supply)
Conductor material	Tin-plated Cu litz wires
Insulation resistance	≥ 5 GΩ*km (Data cable)
	≥ 5 GΩ*km (Power supply)

Bus system cable - SAC-5PY-F/2X10,0-920 - 1436149

Technical data

Cable

Conductor resistance	≤ 90.9 Ω/km (Data cable)
	≤ 57.4 Ω/km (Power supply)
Cable capacity	nom. 40 pF/m (Data cable)
Wave impedance	120 Ω ±10 % (with 1 MHz)
Wave attenuation	≥ 0.0229 dB/m (with 1 MHz)
Nominal voltage, cable	≤ 300 V (Peak value, not for high-power applications)
Test voltage Core/Core	2000 V (50 Hz, 1 min.)
Test voltage Core/Shield	2000 V (50 Hz, 1 min.)
Flame resistance	UL 1581, Sec. 1060 (FT-1)
	IEC 60332-1
	in accordance with ISO 6722-1 5.22 (UN ECE-R 118.01)
Halogen-free	in accordance with DIN VDE 0472 part 815
	According to IEC 60754-1
Other resistance	Low adhesion
Ambient temperature (operation)	-40 °C ... 80 °C (cable, fixed installation)
	-20 °C ... 80 °C (cable, flexible installation)
	≤ 70 °C (cable, drag chain applications)

Classifications

eCl@ss

eCl@ss 4.0	27060306
eCl@ss 4.1	27060306
eCl@ss 5.0	27061801
eCl@ss 5.1	27061801
eCl@ss 6.0	27061801
eCl@ss 7.0	27061801
eCl@ss 8.0	27279218

ETIM

ETIM 3.0	EC001855
ETIM 4.0	EC001855
ETIM 5.0	EC001855

UNSPSC

UNSPSC 6.01	31251501
UNSPSC 7.0901	31251501
UNSPSC 11	31251501
UNSPSC 12.01	31251501
UNSPSC 13.2	31251501

Bus system cable - SAC-5PY-F/2X10,0-920 - 1436149

Approvals

Approvals

Approvals

EAC

Ex Approvals

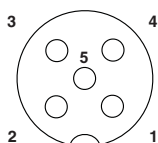
Approvals submitted

Approval details

EAC

Drawings

Schematic diagram



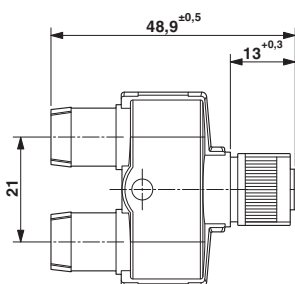
Pin assignment M12 socket, 5-pos., A-coded, socket side view

Cable cross section



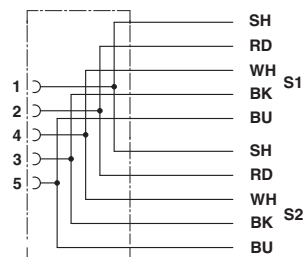
CAN Bus/DeviceNet [920]

Dimensional drawing



M12-SPEEDCON socket, Y-distributor

Circuit diagram



Contact assignment of the M12 socket

Phoenix Contact 2016 © - all rights reserved
<http://www.phoenixcontact.com>

PHOENIX CONTACT GmbH & Co. KG
Flachmarktstr. 8
32825 Blomberg
Germany
Tel. +49 5235 300
Fax +49 5235 3 41200
<http://www.phoenixcontact.com>



Below is a list of articles with direct links to our shop Electric Automation Network where you can see:

- Quote per purchase volume in real time.
- Online documentation and datasheets of all products.
- Estimated delivery time enquiry in real time.
- Logistics systems for the shipment of materials almost anywhere in the world.
- Purchasing management, order record and tracking of shipments.

To access the product, [click on the green button.](#)

Product	Code	Reference	Product link
Bus system cable, CANopen®, DeviceNet™, 5-position, PUR halogen-free, violet RAL 4001, shielded, Socket straight M12 SPEEDCON, A-coded, on free cable end and free cable end, Cable length: 10 m, Connector, unshielded, Shield connected to pin 1	1436149	SAC-5PY-F/2X10,0-920	Buy on EAN