



**Automatización Eléctrica**  
Especialistas en Automatización

At the end of this document you will find links to products related to this catalog. You can go directly to our shop by clicking [HERE](#). [HERE](#)

## Bus system cable - SAC-6P-15,0-970/FS SCO - 1428607

Please be informed that the data shown in this PDF Document is generated from our Online Catalog. Please find the complete data in the user's documentation. Our General Terms of Use for Downloads are valid (<http://phoenixcontact.com/download>)



Bus system cable, VARAN (100 Mbps), 6-position, SANTOPRENE halogen-free, black RAL 9005, shielded, free cable end, on Socket straight M12 SPEEDCON, A-coded, Cable length: 15 m



### Key Commercial Data

Packing unit	1 STK
GTIN	 4 046356 322881

### Technical data

#### Dimensions

Length of cable	15 m
Stripping length of the free conductor end	50 mm

#### Ambient conditions

Ambient temperature (operation)	-25 °C ... 90 °C (Plug / socket)
Degree of protection	IP65
	IP67

#### General

Rated current at 40°C	2 A
Rated voltage	30 V
Number of positions	6
Insulation resistance	≥ 100 MΩ
Coding	A - standard
Signal type/category	VARAN, 100 Mbps
Status display	No
Overvoltage category	II
Degree of pollution	3

# Bus system cable - SAC-6P-15,0-970/FS SCO - 1428607

## Technical data

### General

Torque	0.4 Nm (M12 connector)
--------	------------------------

### Material

Flammability rating according to UL 94	HB
Contact material	CuZn
Contact surface material	Ni/Au
Contact carrier material	TPU GF
Material of grip body	TPU, hardly inflammable, self-extinguishing
Material, knurls	Zinc die-cast, nickel-plated
Sealing material	NBR

### Pin assignment

Position = wire color (signal) = position (optional)	1 (Socket)
	4 (Socket)
	6 (Socket) = BU (Power)
	7 (Socket) = BN (Power)
	5 (Socket) = GN/WH (RD+)
	8 (Socket) = GN (RD-)
	2 (Socket) = OG/WH (TD+)
	3 (Socket) = OG (TD-)

### Standards and Regulations

Flammability rating according to UL 94	HB
--	----

### Cable

Cable type	VARAN
Cable type (abbreviation)	970
Cable abbreviation	Li9YD12Y
Cable structure	1x2xAWG22/19 + 1x4xAWG24/19
Conductor cross section	4x 0.25 mm <sup>2</sup> (Signal line)
	2x 0.38 mm <sup>2</sup> (Power supply)
AWG signal line	24
AWG power supply	22
Conductor structure signal line	19x 0.13 mm
Conductor structure, voltage supply	19x 0.16 mm
Core diameter including insulation	1.35 mm (Signal line)
	1.5 mm (Power supply)
Wire colors	Brown, blue, white/orange, white/green, green, orange
Type of pair shielding	Tinned copper braided shield, 95 % covering
Overall twist	1 star quad and 2 wires with 2 fillers
Shielding	Tinned copper-braided shield, approx. 85% covering
External sheath, color	black RAL 9005
External cable diameter D	7.8 mm ±0.2 mm

## Bus system cable - SAC-6P-15,0-970/FS SCO - 1428607

### Technical data

#### Cable

Smallest bending radius, fixed installation	≥ 93 mm
Smallest bending radius, movable installation	≥ 93 mm
Number of bending cycles	3000000
Bending radius	93 mm
Traversing path	2 m
Traversing rate	1 m/s
Acceleration	2 m/s <sup>2</sup>
Cable weight	81 kg/km
Outer sheath, material	SANTOPRENE halogen-free
Material, inner sheath	TPE
Material, filler	Yarn
Material conductor insulation	PP
Conductor material	Bare Cu litz wires
Insulation resistance	5 GΩ*km (Data cable)
Conductor resistance	77 Ω/m (Data cable)
Transmission characteristics (category)	CAT5 (IEC 11801:2002)
Working capacitance	50 nF (Data cable)
Wave impedance	100 Ω ±15 %
Nominal voltage, cable	125 V (Data cable)
	48 V (Power supply)
Test voltage, cable	2000 V (Power supply)
	max. 700 V AC (Data cable)
Halogen-free	in accordance with DIN EN 50267-2-1
Ambient temperature (operation)	-20 °C ... 80 °C (Cable)

### Classifications

#### eCl@ss

eCl@ss 4.0	27060306
eCl@ss 4.1	27060306
eCl@ss 5.0	27061801
eCl@ss 5.1	27061801
eCl@ss 6.0	27061801
eCl@ss 7.0	27061801
eCl@ss 8.0	27279218

#### ETIM

ETIM 3.0	EC001855
ETIM 4.0	EC001855
ETIM 5.0	EC001855

# Bus system cable - SAC-6P-15,0-970/FS SCO - 1428607

## Classifications

### UNSPSC

UNSPSC 6.01	31251501
UNSPSC 7.0901	31251501
UNSPSC 11	31251501
UNSPSC 12.01	31251501
UNSPSC 13.2	31251501

## Approvals

### Approvals

---

Approvals

EAC

---

Ex Approvals

---

Approvals submitted

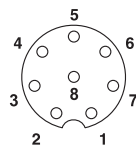
---

### Approval details

EAC
-----

## Drawings

Schematic diagram



Pin assignment M12 socket, 8-pos., A-coded, view female side

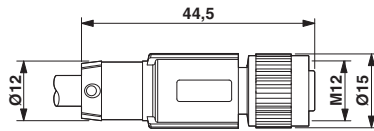
Cable cross section



VARAN [970]

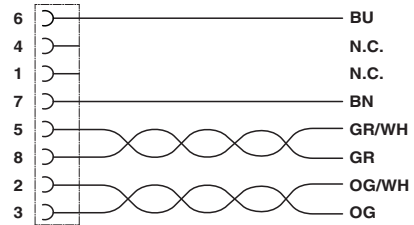
## Bus system cable - SAC-6P-15,0-970/FS SCO - 1428607

Dimensional drawing



M12 x 1 socket, straight, shielded

Circuit diagram



Contact assignment of the M12 socket

Phoenix Contact 2016 © - all rights reserved  
<http://www.phoenixcontact.com>

PHOENIX CONTACT GmbH & Co. KG  
Flachsmarktstr. 8  
32825 Blomberg  
Germany  
Tel. +49 5235 300  
Fax +49 5235 3 41200  
<http://www.phoenixcontact.com>



Below is a list of articles with direct links to our shop Electric Automation Network where you can see:

- Quote per purchase volume in real time.
- Online documentation and datasheets of all products.
- Estimated delivery time enquiry in real time.
- Logistics systems for the shipment of materials almost anywhere in the world.
- Purchasing management, order record and tracking of shipments.

To access the product, [click on the green button.](#)

Product	Code	Reference	Product link
Bus system cable, VARAN (100 Mbps), 6-position, SANTOPRENE halogen-free, black RAL 9005, shielded, free cable end, on Socket straight M12 SPEEDCON, A-coded, Cable length: 15 m	1428607	SAC-6P-15,0-970/ FS SCO	<a href="#">Buy on EAN</a>