



Automatización Eléctrica
Especialistas en Automatización

At the end of this document you will find links to products related to this catalog. You can go directly to our shop by clicking HERE. [HERE](#)

Connector set - HC-EVO-B10PT-BWSC-HL-M25ELC-AL - 1411491

Please be informed that the data shown in this PDF Document is generated from our Online Catalog. Please find the complete data in the user's documentation. Our General Terms of Use for Downloads are valid (<http://phoenixcontact.com/download>)



EVO connector set, B10 series, metal housing, consisting of sleeve housing 1411456, panel mounting base 1411321, EVO screw connection 1411446, push-in contact inserts: 1407729, 1407730

Key Commercial Data

Packing unit	1 STK
GTIN	 4 046356 932912

Technical data

General

Number of positions	10+PE
Type	B10
Connection method	Push-in connection
Cable exit	straight
Degree of protection for housing	IP66
	IP69K (ISO 20653:2013-02)
	IP66 (with closed protective cover)
	4
	4X
	12
Connection method	Push-in connection
Rated voltage (III/3)	500 V
Rated surge voltage	6 kV
Rated current	16 A

Standards and Regulations

Flammability rating according to UL 94	V0
--	----

Connector set - HC-EVO-B10PT-BWSC-HL-M25ELC-AL - 1411491

Articles in set

Contact insert - HC-B 10-I-PT-F - 1407729



HEAVYCON socket insert, B10 series, 10 + PE-pos., push-in connection

Contact insert - HC-B 10-I-PT-M - 1407730



HEAVYCON pin insert, B10 series, 10 + PE-pos., push-in connection

Housing - HC-EVO-B10-HLFS-EL-AL - 1411456



HEAVYCON EVO sleeve housing, EMC version, without powder coating, with bayonet flange for EVO screw connection, B10, for single locking latch, height: 64 mm, without EVO screw connection.

Housing - HC-STA-B10-BWSC-ELC-AL - 1411321



HEAVYCON panel mounting base, B10, with single locking latch, with plastic protective cover, with flat gasket, salt-water-resistant aluminum, conductive profile gasket.

Cable gland - HC-B-G-M25-EC-AL - 1411446



EVO EMC cable gland with bayonet locking, B series, size M25, cable diameter: 11 - 16 mm

Classifications

eCl@ss

eCl@ss 5.1	27143424
eCl@ss 6.0	27143424

Connector set - HC-EVO-B10PT-BWSC-HL-M25ELC-AL - 1411491

Classifications

eCl@ss

eCl@ss 8.0	27440101
------------	----------

ETIM

ETIM 4.0	EC002641
ETIM 5.0	EC002636

Approvals

Approvals

Approvals

EAC

Ex Approvals


Approvals submitted

Approval details

EAC


Drawings

Schematic diagram



Pin assignment, connection side, pin

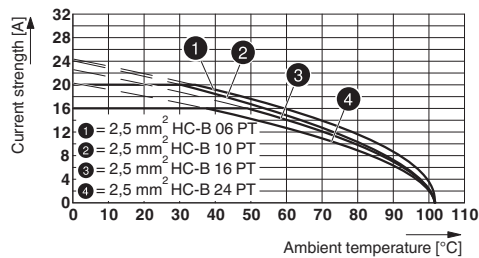
Schematic diagram



Pin assignment, connection side, socket

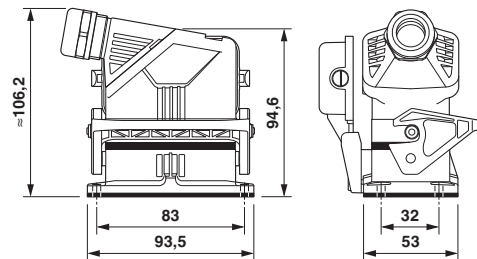
Connector set - HC-EVO-B10PT-BWSC-HL-M25ELC-AL - 1411491

Diagram



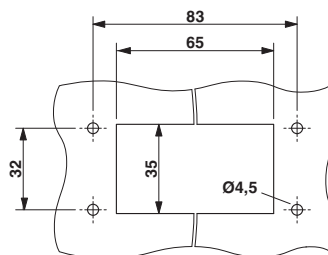
Derating diagram

Dimensional drawing



Dimensional drawing

Dimensional drawing



Panel cutout

Below is a list of articles with direct links to our shop Electric Automation Network where you can see:

- Quote per purchase volume in real time.
- Online documentation and datasheets of all products.
- Estimated delivery time enquiry in real time.
- Logistics systems for the shipment of materials almost anywhere in the world.
- Purchasing management, order record and tracking of shipments.

To access the product, [click on the green button.](#)

Product	Code	Reference	Product link
EVO connector set, B10 series, metal housing, consisting of sleeve housing 1411456, panel mounting base 1411321, EVO screw connection 1411446, push-in contact inserts: 1407729, 1407730	1411491	HC-EVO-B10PT-BWSC-HL-M25ELC-AL	Buy on EAN