



**Automatización Eléctrica**  
Especialistas en Automatización

At the end of this document you will find links to products related to this catalog. You can go directly to our shop by clicking HERE. [HERE](#)

## Cable gland - G-INSEC-M16-S68N-NCRS-S - 1411188


Please be informed that the data shown in this PDF Document is generated from our Online Catalog. Please find the complete data in the user's documentation. Our General Terms of Use for Downloads are valid (<http://phoenixcontact.com/download>)



Cable gland, Cable gland material: Brass, nickel-plated, External cable diameter 5 mm ... 9 mm, Shielding: yes, Connecting thread: M16, Color: silver



### Key Commercial Data

Packing unit	10 STK
GTIN	 4 046356 923194

### Technical data

#### Dimensions

Length	30 mm
Wrench size, union nut	17 mm
Wrench size, support	17 mm
Hexagon angular dimension GRP	19 mm
Length of the connecting thread	5 mm
Feed-through hole diameter	16.1 mm ... 16.2 mm
External cable diameter	5 mm ... 9 mm

#### Ambient conditions

Degree of protection	IP68
Ambient temperature (operation)	-20 °C ... 100 °C (dynamic)

#### General

No. of conductors	1
Cable gland material	Brass, nickel-plated
Seal material	Neoprene
Cable seal material	Neoprene
O-ring material	NBR

## Cable gland - G-INSEC-M16-S68N-NCRS-S - 1411188

### Technical data

#### General

Shielded	yes
Thread type on connection side	M16
Color	silver

#### Standards and Regulations

Connection in acc. with standard	CUL
----------------------------------	-----

### Classifications

#### eCl@ss

eCl@ss 5.1	27149109
eCl@ss 6.0	27149109
eCl@ss 8.0	27149109

#### ETIM

ETIM 4.0	EC000441
ETIM 5.0	EC000441

### Approvals

#### Approvals

#### Approvals

UL Listed / UL Recognized / cUL Listed / cUL Recognized / cULus Recognized / cULus Listed

#### Ex Approvals

#### Approvals submitted

#### Approval details


UL Listed 


UL Recognized 

## Cable gland - G-INSEC-M16-S68N-NCRS-S - 1411188

### Approvals

cUL Listed 

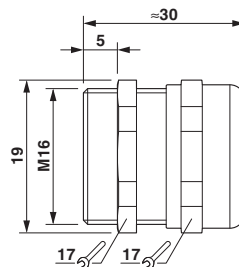
cUL Recognized 

cULus Recognized 

cULus Listed 

### Drawings

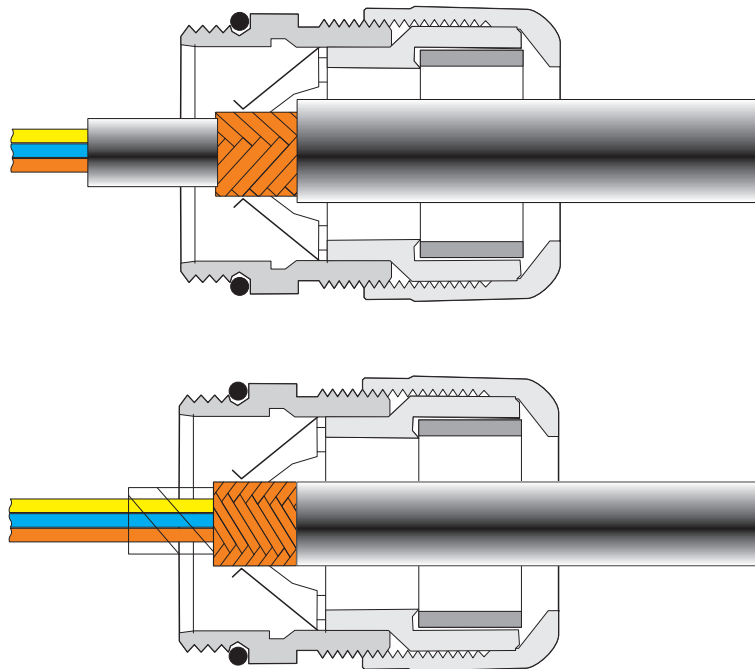
Dimensional drawing



Dimensional drawing

## Cable gland - G-INSEC-M16-S68N-NCRS-S - 1411188

Functional drawing



### Assembly instructions:

#### Method 1

Slit the outer sheath after approximately 15 mm, but do not remove it. Guide the cable through the screw connection and then remove the outer sheath. Now withdraw the cable until a connection is established between the conductor shield and the contact spring.

#### Method 2

Push the braided shield back approximately 15 - 20 mm over the outer sheath. Insert the cable into the screw connection until a connection is established between the conductor shield and the contact spring.

#### Method 3

Uncover about 10 mm of the braided shield and guide the cable through the screw connection until a connection is established between the conductor shield and the contact spring.

---

Phoenix Contact 2016 © - all rights reserved  
<http://www.phoenixcontact.com>

**PHOENIX CONTACT GmbH & Co. KG**  
Flachsmarktstr. 8  
32825 Blomberg  
Germany  
Tel. +49 5235 300  
Fax +49 5235 3 41200  
<http://www.phoenixcontact.com>

Below is a list of articles with direct links to our shop Electric Automation Network where you can see:

- Quote per purchase volume in real time.
- Online documentation and datasheets of all products.
- Estimated delivery time enquiry in real time.
- Logistics systems for the shipment of materials almost anywhere in the world.
- Purchasing management, order record and tracking of shipments.

To access the product, [click on the green button.](#)

Product	Code	Reference	Product link
Cable gland, Cable gland material: Brass, nickel-plated, External cable diameter 5 mm ... 9 mm, Shielding: Yes, Connecting thread: M16, Color: silver	1411188	G-INSEC-M16-S68N-NCRS-S	<a href="#">Buy on EAN</a>