



Automatización Eléctrica

Especialistas en Automatización

At the end of this document you will find links to products related to this catalog. You can go directly to our shop by clicking HERE. [HERE](#)

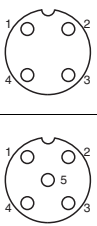




For a wide range of applications the XS_-EU family of M8 and M12 sensor connectors provides the high performance and features making the family the ideal choice for standard as well as challenging applications.

- M8 and M12 brass female connectors with PVC or PUR cables
- suitable for fixed and occasionally moving installations (>1 million bending cycles in drag chains)
- easy identification (non-removable order code and lot nr printed on the cable)
- enhanced lifetime in standard and challenging environments (tested and certified)



Ordering Information

Type	Size	Cable material	Features	Shape	Cable length ¹⁾	Order code
Sensor connector with open cable end for a wide range of fixed and occasionally moving applications.	M8	PVC	3-wire		2 m	XS3F-M8PVC3S2M-EU
					5 m	XS3F-M8PVC3S5M-EU
			4-wire		2 m	XS3F-M8PVC3A2M-EU
					5 m	XS3F-M8PVC3A5M-EU
		PUR	3-wire		2 m	XS3F-M8PVC4S2M-EU
					5 m	XS3F-M8PVC4S5M-EU
			4-wire		2 m	XS3F-M8PVC4A2M-EU
					5 m	XS3F-M8PVC4A5M-EU
	M12	PVC	3-wire		2 m	XS3F-M8PUR3S2M-EU
					5 m	XS3F-M8PUR3S5M-EU
			4-wire		2 m	XS3F-M8PUR3A2M-EU
					5 m	XS3F-M8PUR3A5M-EU
		PUR	3-wire		2 m	XS3F-M8PUR4S2M-EU
					5 m	XS3F-M8PUR4S5M-EU
			4-wire		2 m	XS3F-M8PUR4A2M-EU
					5 m	XS3F-M8PUR4A5M-EU
		PVC	3-wire		2 m	XS2F-M12PVC3S2M-EU
					5 m	XS2F-M12PVC3S5M-EU
			4-wire		2 m	XS2F-M12PVC3A2M-EU
					5 m	XS2F-M12PVC3A5M-EU
		PUR	3-wire		2 m	XS2F-M12PVC4S2M-EU
					5 m	XS2F-M12PVC4S5M-EU
			4-wire		2 m	XS2F-M12PVC4A2M-EU
					5 m	XS2F-M12PVC4A5M-EU
		PUR	3-wire		2 m	XS2F-M12PVC5S2M-EU
					5 m	XS2F-M12PVC5S5M-EU
			4-wire		2 m	XS2F-M12PVC5A2M-EU
					5 m	XS2F-M12PVC5A5M-EU

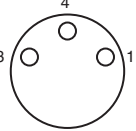
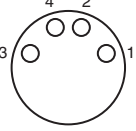
Type	Size	Cable material	Features	Shape	Cable length ^{*1}	Order code
Sensor connector with open cable end for a wide range of fixed and occasionally moving applications.	 M12	PUR	4-wire		2 m	XS2F-M12PUR4S2M-EU
					5 m	XS2F-M12PUR4S5M-EU
					2 m	XS2F-M12PUR4A2M-EU
					5 m	XS2F-M12PUR4A5M-EU
			5-wire		2 m	XS2F-M12PUR5S2M-EU
					5 m	XS2F-M12PUR5S5M-EU
					2 m	XS2F-M12PUR5A2M-EU
					5 m	XS2F-M12PUR5A5M-EU

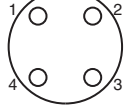
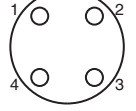
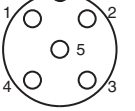
^{*1} Models with cable lengths 10 m, 15 m and 20 m are available. For ordering replace the length information in the model of your choice with the longer length.
Example for 10 m: XS2F-M12PVC4S10M
Example for 15 m: XS2F-M12PVC4S15M
Example for 20 m: XS2F-M12PVC4S20M

Specifications

		M8	M12
Wire size		0.25 mm ²	0.34 mm ²
Rated current		1 A	4 A
Rated voltage		125 VDC	
Degree of protection		IP67 (IEC 60529) IP69k (DIN 40050 part 9)	
Screw tightening torque		0.2 Nm	
Contact resistance		40 mΩ max. (20 mV max., 100 mA max.)	
Insulation resistance		1,000 MΩ min. (at 500 VDC)	
Dielectric strength		1,500 VAC for 1 min (leakage current: 1 mA max.)	
Ambient temperature	PUR	Fixed cable: -40°C to 80°C Moving cable: -20°C to 80°C	
	PVC	-20°C to 80°C	
Ambient humidity		20 to 85% RH	
Enhanced lifetime tests		Continuous heat (dry heat, damp heat) Temperature change (hot and cold air, hot and cold water) Shock (multi direction acceleration) Vibration Corrosion (in gas environment) Connector insertion durability High pressure water For details on above extended lifetime verification tests contact your OMRON representative	
Rated standards		NECA 4202 IEC 61076-2-101 JIS C8201-5-2 cULus (files nr CYJV2.E207683 and CYJV8.E207683); cables AWM 2464 (PVC) and AWM 20936 (PUR)	

Pin arrangement

M8 3-pin	M8 4-pin
 1 = brown 3 = blue 4 = black	 1 = brown 2 = white 3 = blue 4 = black

M12 3-wire	M12 4-wire	M12 5-wire
 1 = brown 2 = n.c. 3 = blue 4 = black	 1 = brown 2 = white 3 = blue 4 = black	 1 = brown 2 = white 3 = blue 4 = black 5 = green/yellow

Materials

Pin block		PBT resin with glass (UL 94V-0)
Contacts		3- and 4-wire: Phosphor bronze/nickel base, 0.4µm gold plating 5-wire: Brass/nickel base, 0.4 µm gold plating
Fixture		Brass/nickel plated
Cover		PBT/black
O-ring		Rubber
Cable	PVC	Outer sheath: PVC Inner cables: PVC
	PUR	Outer sheath: PUR Inner cables: Polypropylene (connector is halone-free)
Outer Diameter		(refer to dimension drawings)
Colour		Black

Dimensions

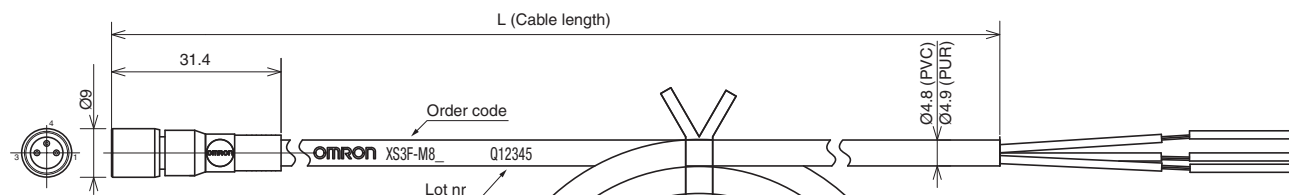
Tolerance class IT16 applies to dimensions in this data sheet unless otherwise specified.

XS3F

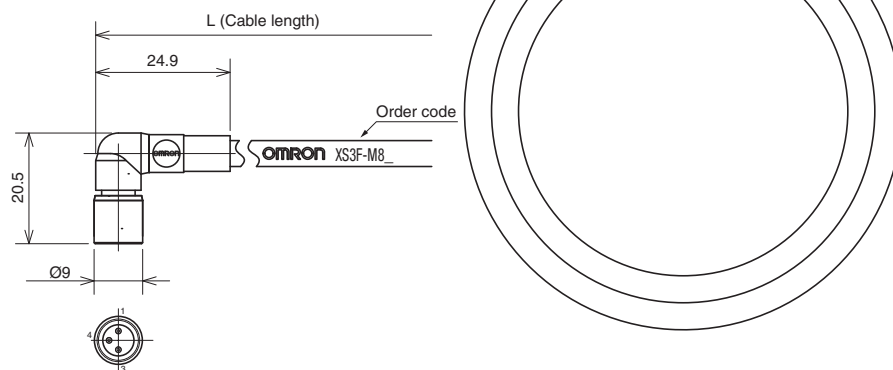
M8 Screw-on cable connectors

3-wire

Straight connectors

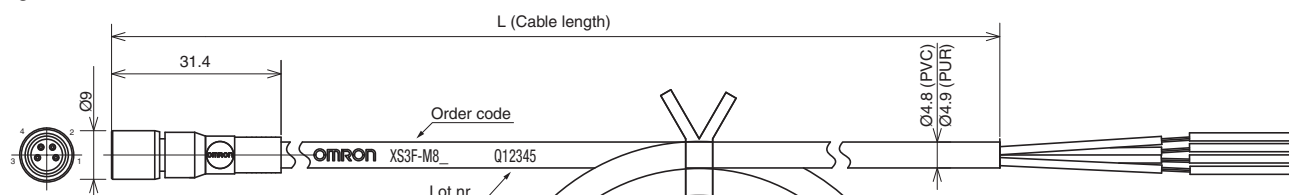


L-shaped connectors

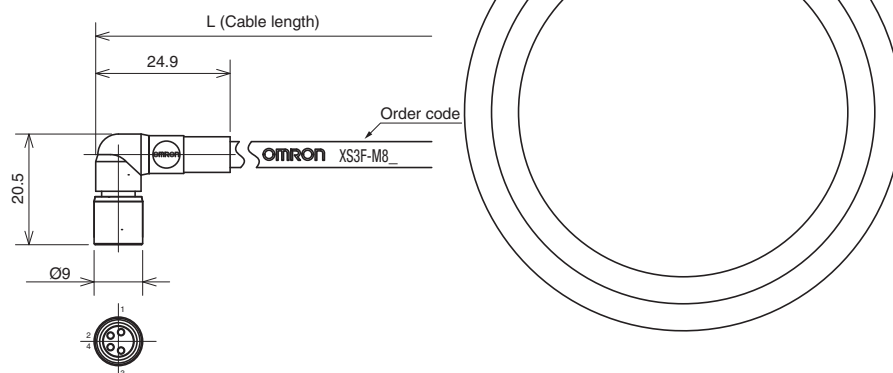


4-wire

Straight connectors



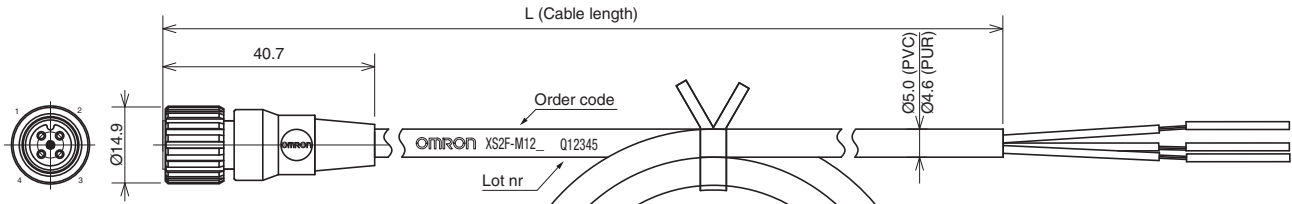
L-shaped connectors



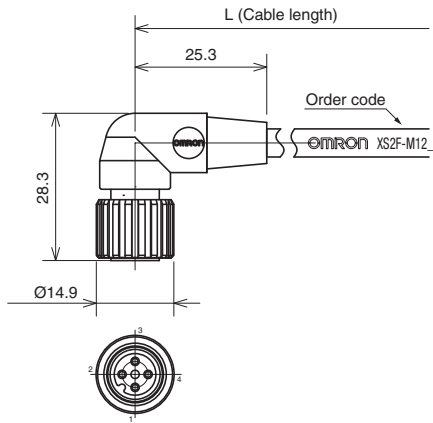
XS2F
M12 Screw-on cable connectors

3-wire

Straight connectors

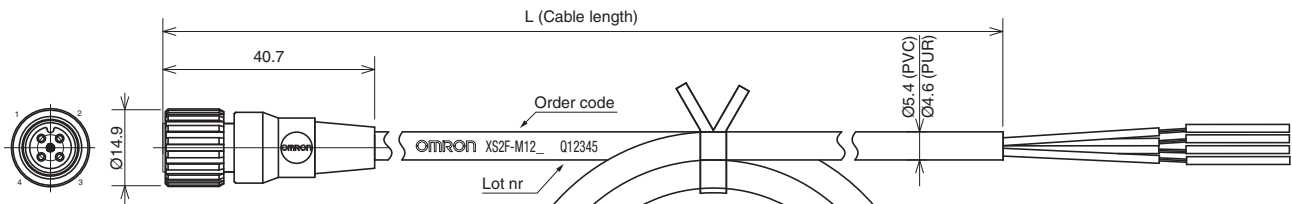


L-shaped connectors

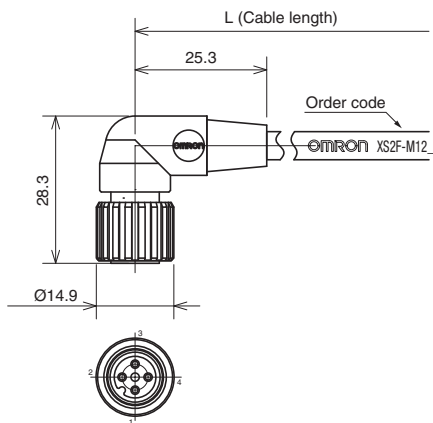


4-wire

Straight connectors

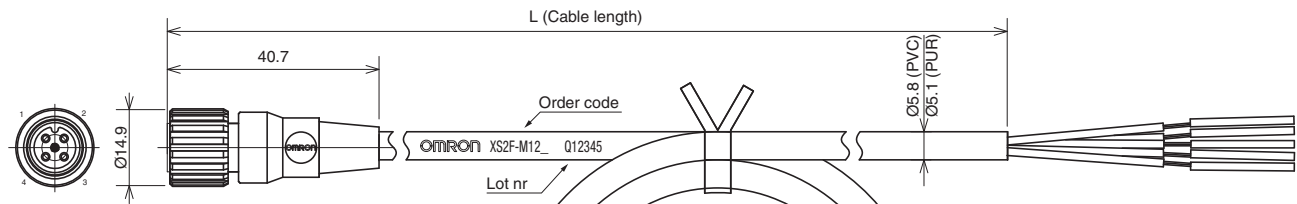


L-shaped connectors

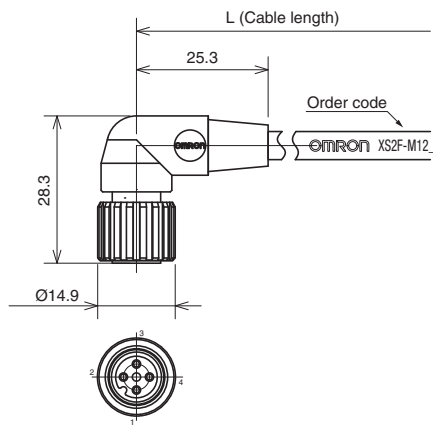


5-wire

Straight connectors



L-shaped connectors



Read and Understand This Catalog

Please read and understand this catalog before purchasing the products. Please consult your OMRON representative if you have any questions or comments.

Warranty and Limitations of Liability

WARRANTY

OMRON's exclusive warranty is that the products are free from defects in materials and workmanship for a period of one year (or other period if specified) from date of sale by OMRON.

OMRON MAKES NO WARRANTY OR REPRESENTATION, EXPRESS OR IMPLIED, REGARDING NON-INFRINGEMENT, MERCHANTABILITY, OR FITNESS FOR PARTICULAR PURPOSE OF THE PRODUCTS. ANY BUYER OR USER ACKNOWLEDGES THAT THE BUYER OR USER ALONE HAS DETERMINED THAT THE PRODUCTS WILL SUITABLY MEET THE REQUIREMENTS OF THEIR INTENDED USE. OMRON DISCLAIMS ALL OTHER WARRANTIES, EXPRESS OR IMPLIED.

LIMITATIONS OF LIABILITY

OMRON SHALL NOT BE RESPONSIBLE FOR SPECIAL, INDIRECT, OR CONSEQUENTIAL DAMAGES, LOSS OF PROFITS OR COMMERCIAL LOSS IN ANY WAY CONNECTED WITH THE PRODUCTS, WHETHER SUCH CLAIM IS BASED ON CONTRACT, WARRANTY, NEGLIGENCE, OR STRICT LIABILITY.

In no event shall the responsibility of OMRON for any act exceed the individual price of the product on which liability is asserted.

IN NO EVENT SHALL OMRON BE RESPONSIBLE FOR WARRANTY, REPAIR, OR OTHER CLAIMS REGARDING THE PRODUCTS UNLESS OMRON'S ANALYSIS CONFIRMS THAT THE PRODUCTS WERE PROPERLY HANDLED, STORED, INSTALLED, AND MAINTAINED AND NOT SUBJECT TO CONTAMINATION, ABUSE, MISUSE, OR INAPPROPRIATE MODIFICATION OR REPAIR.

Application Considerations

SUITABILITY FOR USE

OMRON shall not be responsible for conformity with any standards, codes, or regulations that apply to the combination of products in the customer's application or use of the products.

At the customer's request, OMRON will provide applicable third party certification documents identifying ratings and limitations of use that apply to the products. This information by itself is not sufficient for a complete determination of the suitability of the products in combination with the end product, machine, system, or other application or use.

The following are some examples of applications for which particular attention must be given. This is not intended to be an exhaustive list of all possible uses of the products, nor is it intended to imply that the uses listed may be suitable for the products:

- Outdoor use, uses involving potential chemical contamination or electrical interference, or conditions or uses not described in this catalog.
- Nuclear energy control systems, combustion systems, railroad systems, aviation systems, medical equipment, amusement machines, vehicles, safety equipment, and installations subject to separate industry or government regulations.
- Systems, machines, and equipment that could present a risk to life or property.

Please know and observe all prohibitions of use applicable to the products.

NEVER USE THE PRODUCTS FOR AN APPLICATION INVOLVING SERIOUS RISK TO LIFE OR PROPERTY WITHOUT ENSURING THAT THE SYSTEM AS A WHOLE HAS BEEN DESIGNED TO ADDRESS THE RISKS, AND THAT THE OMRON PRODUCTS ARE PROPERLY RATED AND INSTALLED FOR THE INTENDED USE WITHIN THE OVERALL EQUIPMENT OR SYSTEM.

PROGRAMMABLE PRODUCTS

OMRON shall not be responsible for the user's programming of a programmable product, or any consequence thereof.

Disclaimers

CHANGE IN SPECIFICATIONS

Product specifications and accessories may be changed at any time based on improvements and other reasons.

It is our practice to change model numbers when published ratings or features are changed, or when significant construction changes are made. However, some specifications of the products may be changed without any notice. When in doubt, special model numbers may be assigned to fix or establish key specifications for your application on your request. Please consult with your OMRON representative at any time to confirm actual specifications of purchased products.

DIMENSIONS AND WEIGHTS

Dimensions and weights are nominal and are not to be used for manufacturing purposes, even when tolerances are shown.

PERFORMANCE DATA

Performance data given in this catalog is provided as a guide for the user in determining suitability and does not constitute a warranty. It may represent the result of OMRON's test conditions, and the users must correlate it to actual application requirements. Actual performance is subject to the OMRON Warranty and Limitations of Liability.

ERRORS AND OMISSIONS

The information in this document has been carefully checked and is believed to be accurate; however, no responsibility is assumed for clerical, typographical, or proofreading errors, or omissions.

Cat. No. E85E-EN-01A

In the interest of product improvement, specifications are subject to change without notice.

OMRON EUROPE B.V.

Wegalaan 67-69,
NL-2132 JD, Hoofddorp,
The Netherlands
Phone: +31 23 568 13 00
Fax: +31 23 568 13 88
www.industrial.omron.eu

Below is a list of articles with direct links to our shop Electric Automation Network where you can see:

- Quote per purchase volume in real time.
- Online documentation and datasheets of all products.
- Estimated delivery time enquiry in real time.
- Logistics systems for the shipment of materials almost anywhere in the world.
- Purchasing management, order record and tracking of shipments.

To access the product, [click on the green button.](#)

Product	Code	Reference	Product link
Proximity sensor, Right Angle M12 PUR cable 3-wire 5m uL	373319	XS2F-M12PUR3A5M-EU	Buy on EAN
Proximity sensor, Right Angle M12 PUR cable 4-wire 2m uL	373328	XS2F-M12PUR4A2M-EU	Buy on EAN
Proximity sensor, Right Angle M12 PUR cable 4-wire 5m uL	373329	XS2F-M12PUR4A5M-EU	Buy on EAN
Proximity sensor, M12 PUR cable 4-wire 2m Straight uL	373333	XS2F-M12PUR4S2M-EU	Buy on EAN
Proximity sensor, M12 PUR cable 4-wire 5m Straight uL	373334	XS2F-M12PUR4S5M-EU	Buy on EAN
Proximity sensor, Right Angle M12 PUR cable 5-wire 2m uL	373338	XS2F-M12PUR5A2M-EU	Buy on EAN
Proximity sensor, M12 with straight cable PUR 5m 5 wires uL	373344	XS2F-M12PUR5S5M-EU	Buy on EAN
Proximity sensor, M12 PVC cable 3 wire 2m Angled uL	373348	XS2F-M12PVC3A2M-EU	Buy on EAN
Proximity sensor, M12 PVC cable wires 5m angled 3 uL	373349	XS2F-M12PVC3A5M-EU	Buy on EAN
Proximity sensor, M12 PVC cable 3 wire 2m Straight uL	373352	XS2F-M12PVC3S2M-EU	Buy on EAN
Proximity sensor, M12 PVC cable 2m Right Angle 4-wire uL	373357	XS2F-M12PVC4A2M-EU	Buy on EAN
Proximity sensor, PVC M12 4-wire cable Right Angle 5m uL	373358	XS2F-M12PVC4A5M-EU	Buy on EAN
Proximity sensor, M12 PVC cable 4 wire 2m Straight uL	373362	XS2F-M12PVC4S2M-EU	Buy on EAN
Proximity sensor, M12 PVC cable 4 wire 5m Straight uL	373363	XS2F-M12PVC4S5M-EU	Buy on EAN

Proximity sensor, M12 with straight cable PVC 5-wire 5m uL	373373	XS2F-M12PVC5S5M-EU	Buy on EAN
Proximity sensor, M8 PUR cable 3 wire 2m Angled uL	373377	XS3F-M8PUR3A2M-EU	Buy on EAN
Proximity sensor, M8 PUR cable 3-wire 5m Angled uL	373378	XS3F-M8PUR3A5M-EU	Buy on EAN
Proximity sensor, M8 PUR cable 3-wire Straight 2m uL	373382	XS3F-M8PUR3S2M-EU	Buy on EAN
Proximity sensor, M8 PUR cable 3-wire Straight 5m uL	373383	XS3F-M8PUR3S5M-EU	Buy on EAN
Proximity sensor, M8 PUR cable 4-wire 2m Angled uL	373387	XS3F-M8PUR4A2M-EU	Buy on EAN
Proximity sensor, M8 PUR cable 4-wire 5m Angled uL	373388	XS3F-M8PUR4A5M-EU	Buy on EAN
Proximity sensor, M8 PUR cable 4-wire 2m Straight uL	373392	XS3F-M8PUR4S2M-EU	Buy on EAN
Proximity sensor, M8 PUR cable 4-wire 5m Straight uL	373393	XS3F-M8PUR4S5M-EU	Buy on EAN
Proximity sensor, M8 Angled PVC cable 3 wire 2m uL	373397	XS3F-M8PVC3A2M-EU	Buy on EAN
Proximity sensor, M8 PVC cable wires 5m angled 3 uL	373398	XS3F-M8PVC3A5M-EU	Buy on EAN
Proximity sensor, M8 Straight PVC 2m cable 3 wire uL	373402	XS3F-M8PVC3S2M-EU	Buy on EAN
Proximity sensor, M8 PVC cable 3-wire Straight 5m uL	373403	XS3F-M8PVC3S5M-EU	Buy on EAN
Proximity sensor, M8 Angled PVC cable 4 wire 2m uL	373407	XS3F-M8PVC4A2M-EU	Buy on EAN
Proximity sensor, M8 Angled PVC cable 4 wire 5m uL	373408	XS3F-M8PVC4A5M-EU	Buy on EAN
Proximity sensor, M8 PVC cable 4 wire 2m Straight uL	373412	XS3F-M8PVC4S2M-EU	Buy on EAN
Proximity sensor, M8 PVC cable 4 wire 5m Straight uL	373413	XS3F-M8PVC4S5M-EU	Buy on EAN
Proximity sensor, M12 PVC cable 3-wire Straight 5m uL	373353	XS2F-M12PVC3S5M-EU	Buy on EAN
Proximity sensor, Right Angle M12 PUR cable 5-wire 5m uL	373339	XS2F-M12PUR5A5M-EU	Buy on EAN
Proximity sensor, M12 PUR cable 3-wire Straight 5m uL	373324	XS2F-M12PUR3S5M-EU	Buy on EAN
Proximity sensor, M12 PVC cable 5 wires Right Angle 5m uL	373368	XS2F-M12PVC5A5M-EU	Buy on EAN
Proximity sensor, PUR M12 with straight cable 5 wires 2m uL	373343	XS2F-M12PUR5S2M-EU	Buy on EAN
Proximity sensor, M12 PUR cable 3-wire Straight 2m uL	373323	XS2F-M12PUR3S2M-EU	Buy on EAN

M12 PUR sensor connector, 3 wire, angled, 2m	363276	XS2F-M12PUR3A2M-EU	Buy on EAN
Proximity sensor, M12 PVC cable 5 wires 2m Angled uL	373367	XS2F-M12PVC5A2M-EU	Buy on EAN
Proximity sensor, M12 with straight cable PVC 5-wire 2m uL	373372	XS2F-M12PVC5S2M-EU	Buy on EAN