




LUXOMAT® IR-PD-GH-LD

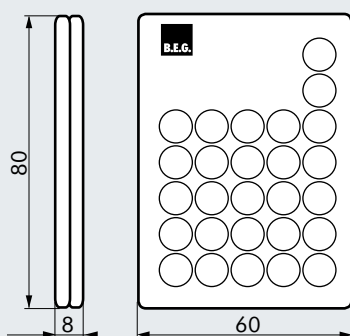


■ TECHNICAL DATA












-  Lithium CR2032 - 3 Volt (inclusive) depending on lighting conditions
-  **IR-PD-GH-LD:** to 10 m
IR-PD4-GH: to 6 m
-  L 80 x W 60 x H 8 mm

PRODUCT INFORMATION

- Using the LUXOMAT® IR-PD-GH-LD infrared remote control, all settings at the LUXOMAT® PD4-M-1C-GH can be made comfortably from the ground without having the annoyance of setting up ladders.
- The great variety of programs facilitates adapting the motion detector to all individual wishes at any time – even subsequently.
- Additional features like automatically reading-in the current daylight value or the useful 2 sec.-test function are also optionally available with the IR-PD-GH-LD.
- The lights can be switched on or off anytime with just a touch of the button. That means it is not necessary to install an additional light switch.
- Comes complete with a practical wall bracket (dimensions (approx.): 63 x 29 x 19 mm).



■ PROGRAM FUNCTIONS

		Programmable Opening and closing – also with parental lock and security against sabotage after setting up		Preselected switch on times for the lighting (Relay and Channel 1): Impulse and 15 sec. to 30 min.
		Test operation - The surveyed room can be paced out independent of surrounding brightness and can be aligned easily after that.		Change between operation modes semiautomatic / automatic
		Sun button – preselected light value - Daylight operation		Reset - Resetting of all functions
		7 preselected light values for the switch on value of the lighting - 20 to 1000 Lux		Light ON - The light will remain switched on for as long as movements are detected in the areas of coverage. After the last detected motion and after the end of the follow-up time the device returns in the chosen automatic or semi-automatic operating mode.
		Automatic reading and saving of the actual light level		Determination of the switch on threshold to attain a calculatory target value

Description	Colour	Part number
LUXOMAT® IR-PD-GH-LD	grey	92479
LUXOMAT® IR-PD4-GH	grey	92215