Over current switch, 2A, 1p, Z-Char, AC

Part no.	**FAZ-Z2/1**
Article no.	**278620**
Catalog No.	**FAZ-Z2/1**

Similar to illustration

Delivery programme

Basic function			Miniature circuit breakers
Pole			1 pole
Tripping characteristic			Z
Application			Switchgear for industrial and commercial applications
Rated current	I_n	A	2
Rated switching capacity acc. to IEC/EN 60947-2		kA	15
Product range			FAZ

Technical data

Electrical

Standards			IEC/EN 60947-2 IEC/EN 60898
Rated operational voltage	U_e	V	
	U_e	V AC	230/400
		V DC	48 (per pole)
Rated switching capacity acc. to IEC/EN 60947-2		kA	15
Operational switching capacity		kA	7.5
Characteristic			B, C, D
Max. back-up fuse		A gL/gG	125
Selectivity Class			3
Lifespan	Operations		> 10000
Direction of incoming supply			as required

Mechanical

Standard front dimension		mm	45
Enclosure height		mm	80
Terminal protection			Finger and back-of-hand proof to BGV A2
Mounting width per pole		mm	17.5
Mounting			IEC/EN 60715 top-hat rail
Degree of Protection			IP20, IP40 (when fitted)
Terminals top and bottom			Twin-purpose terminals
Terminal capacities		mm^2	
		mm^2	1 x 25
		mm^2	2 x 10
Thickness of busbar material		mm	0.8 … 2
Mounting position			As required

Design verification as per IEC/EN 61439

Technical data for design verification			
Rated operational current for specified heat dissipation	I_n	A	2
Heat dissipation per pole, current-dependent	P_{vid}	W	0
Equipment heat dissipation, current-dependent	P_{vid}	W	3.7
Static heat dissipation, non-current-dependent	P_{vs}	W	0

Heat dissipation capacity	P_{diss}	W	0
Operating ambient temperature min.		°C	-25
Operating ambient temperature max.		°C	75
			linear, per +1 °C, results in a 0.5% reduction of current carrying capacity

Technical data ETIM 6.0

Circuit breakers and fuses (EG000020) / Miniature circuit breaker (MCB) (EC000042)			
Electric engineering, automation, process control engineering / Electrical installation, device / Miniature circuit breaker system (MCB) / Miniature circuit breaker (MCB) (ecl@ss8.1-27-14-19-01 [AAB905011])			
Release characteristic			Z
Number of poles (total)			1
Number of protected poles			1
Nominal rated current		A	2
Nominal rated voltage		V	230
Rated short-circuit breaking capacity Icn EN 60898 at 230 V		kA	0
Rated short-circuit breaking capacity Icn EN 60898 at 400 V		kA	0
Rated short-circuit breaking capacity Icu IEC 60947-2 at 230 V		kA	10
Rated short-circuit breaking capacity Icu IEC 60947-2 at 400 V		kA	10
Voltage type			AC
Current limiting class			3
Frequency		Hz	50 - 60
Concurrently switching N-neutral			No
Suitable for flush-mounted installation			No
Over voltage category			3
Pollution degree			2
Width in number of modular spacings			1
Built-in depth		mm	70.5
Additional equipment possible			Yes
Degree of protection (IP)			IP20

Approvals

Product Standards			IEC/EN 60947-2; IEC/EN 60898; UL 1077; CSA-C22.2 No. 235; CE marking
UL File No.			E177451
UL Category Control No.			QVNU2, QVNU8
CSA File No.			204453
CSA Class No.			3215-30
North America Certification			UL recognized, CSA certified
Conditions of Acceptability			Supplementary Protector only
Suitable for			Branch Circuits; not as BCPD
Current Limiting Circuit-Breaker			No
Max. Voltage Rating			277 VAC; 48 VDC
Degree of Protection			IEC: IP20; UL/CSA Type: -

Characteristics

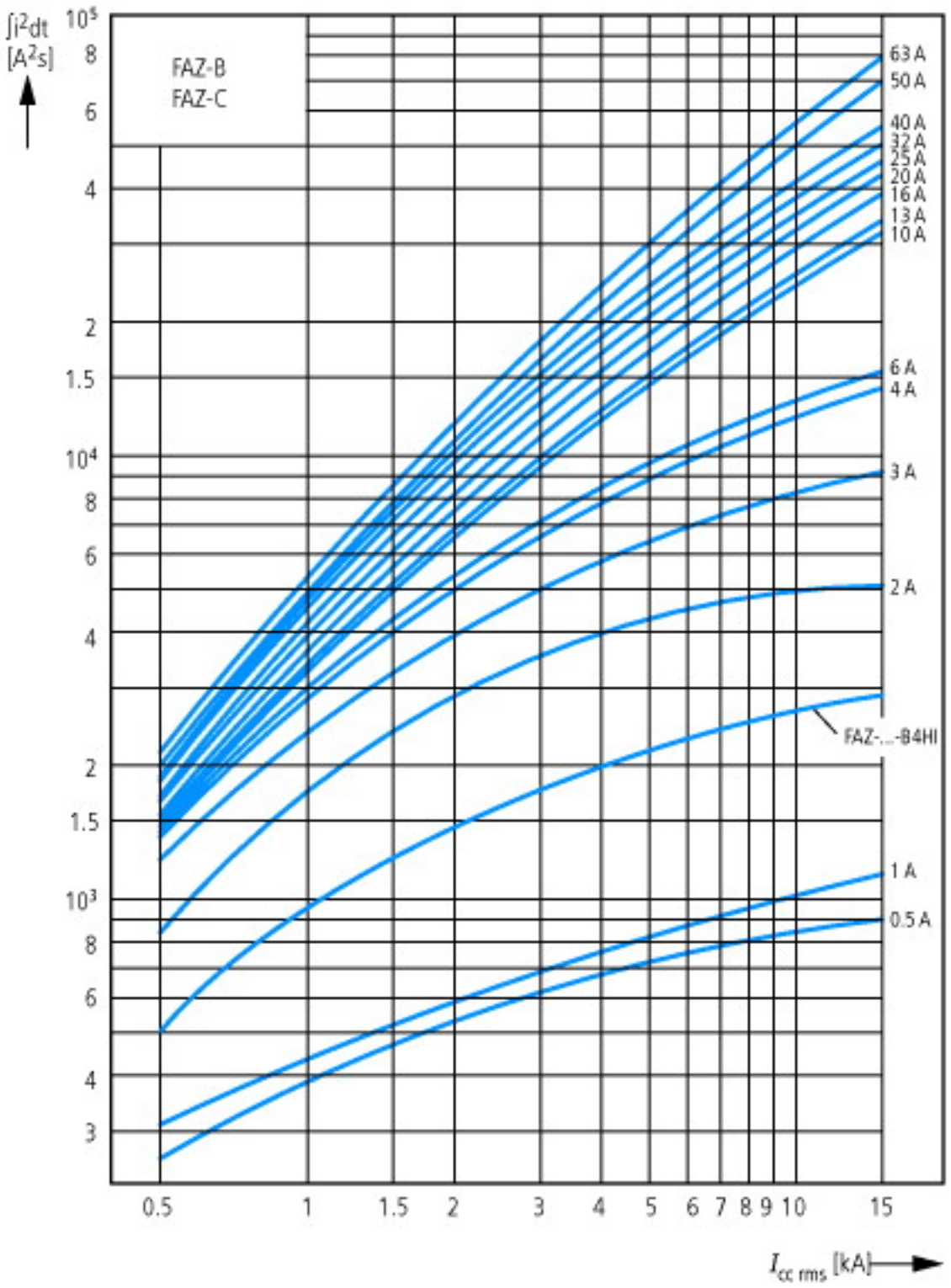

Let-through energy I^2t
According to IEC/EN 60898

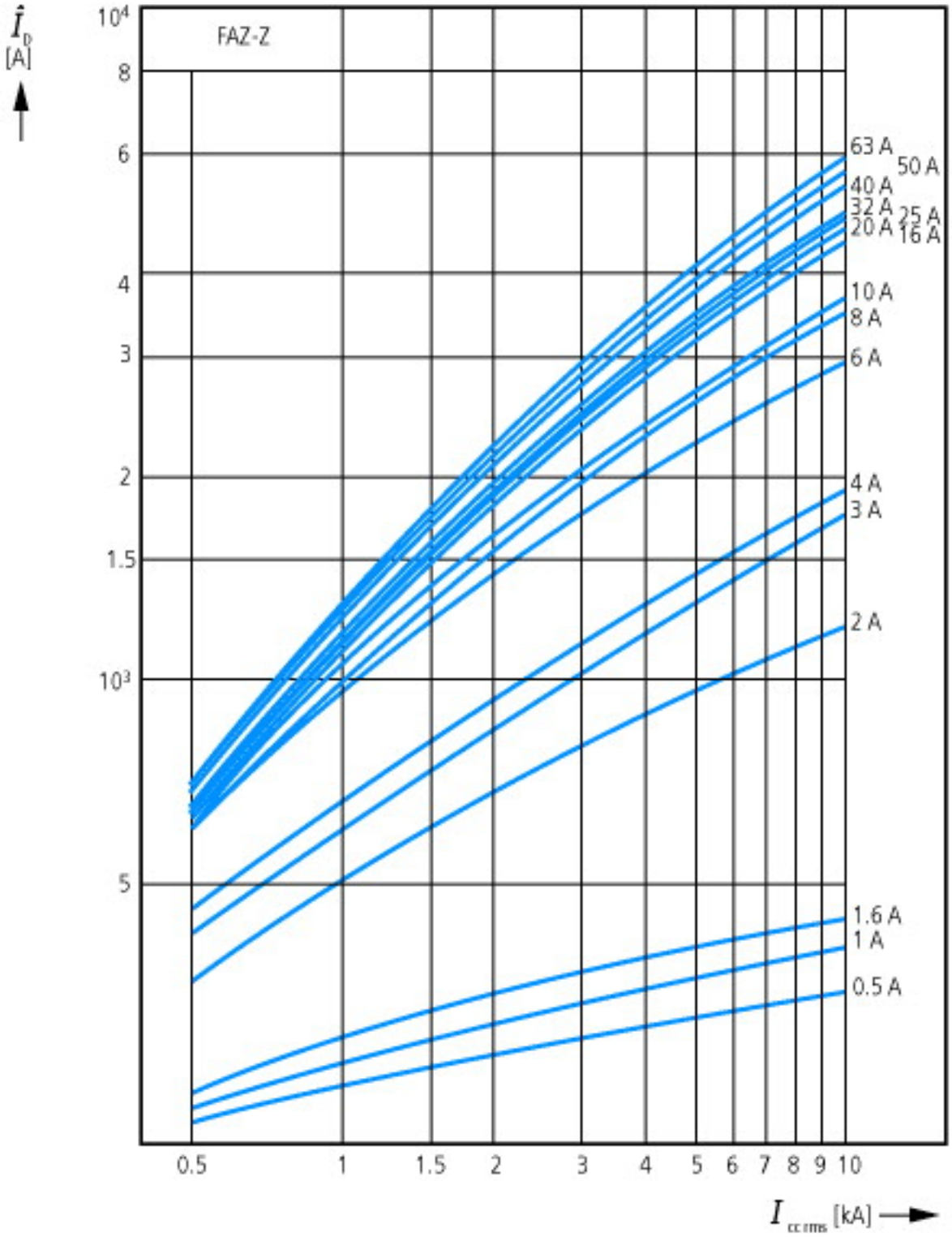
FAZ-Z
$\hat{I}_D$ [A]
10^4
8
6
4
3
2
1.5
10^3
5
63 A
50 A
40 A
32 A
25 A
20 A
16 A
10 A
8 A
6 A
4 A
3 A
2 A
1.6 A
1 A
0.5 A
0.5
1
1.5
2
3
4
5
6
7
8
9
10
$I_{cc\,rms}$ [kA]

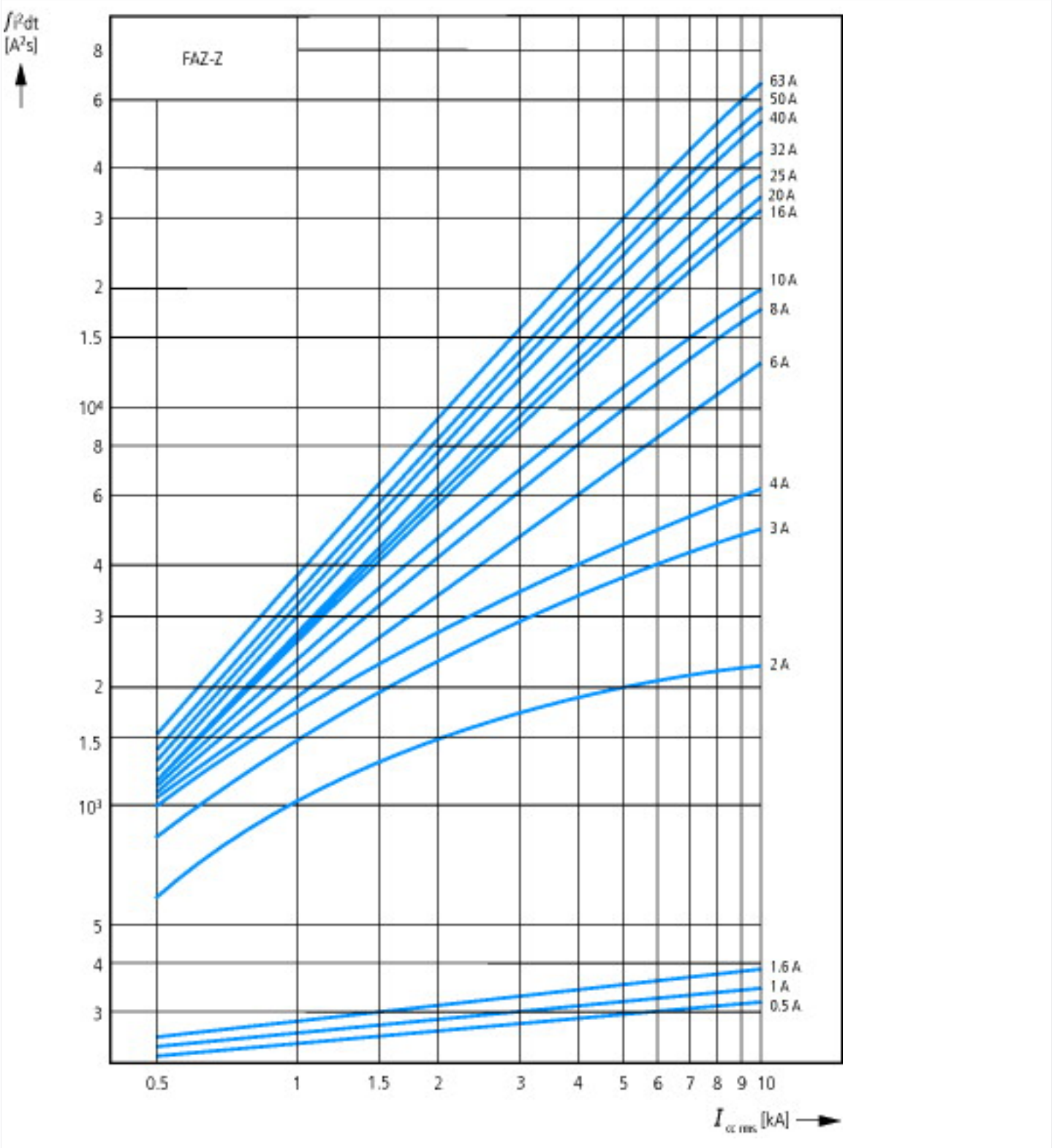

Let-through current $\hat{i}_D$
According to IEC/EN 60898

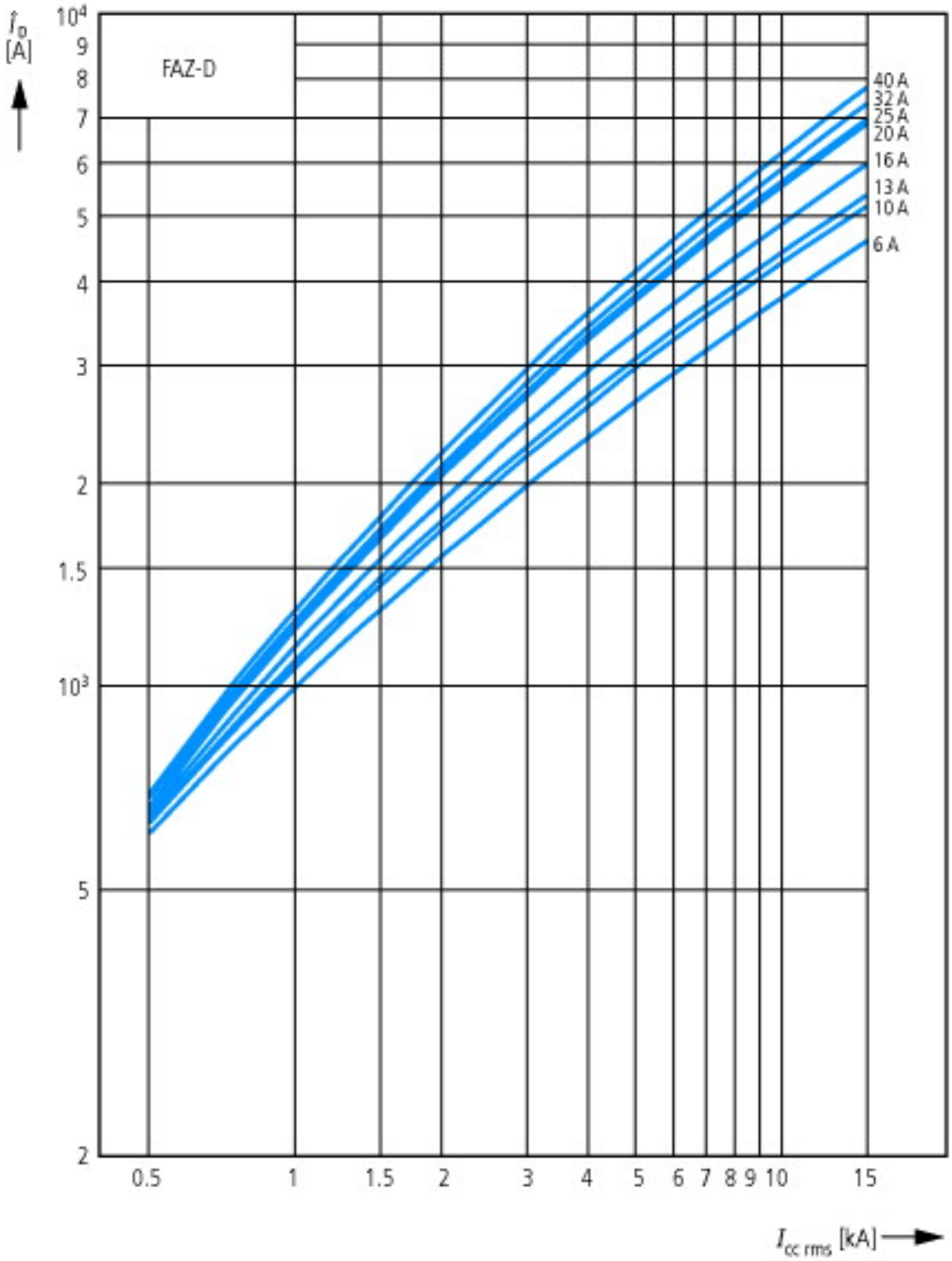
$\hat{I}_0$ [A]
FAZ-D
40 A
32 A
25 A
20 A
16 A
13 A
10 A
6 A
10^4
9
8
7
6
5
4
3
2
1.5
10^3
5
2
0.5
1
1.5
2
3
4
5
6
7
8
9
10
15
$I_{cc\ rms}$ [kA]

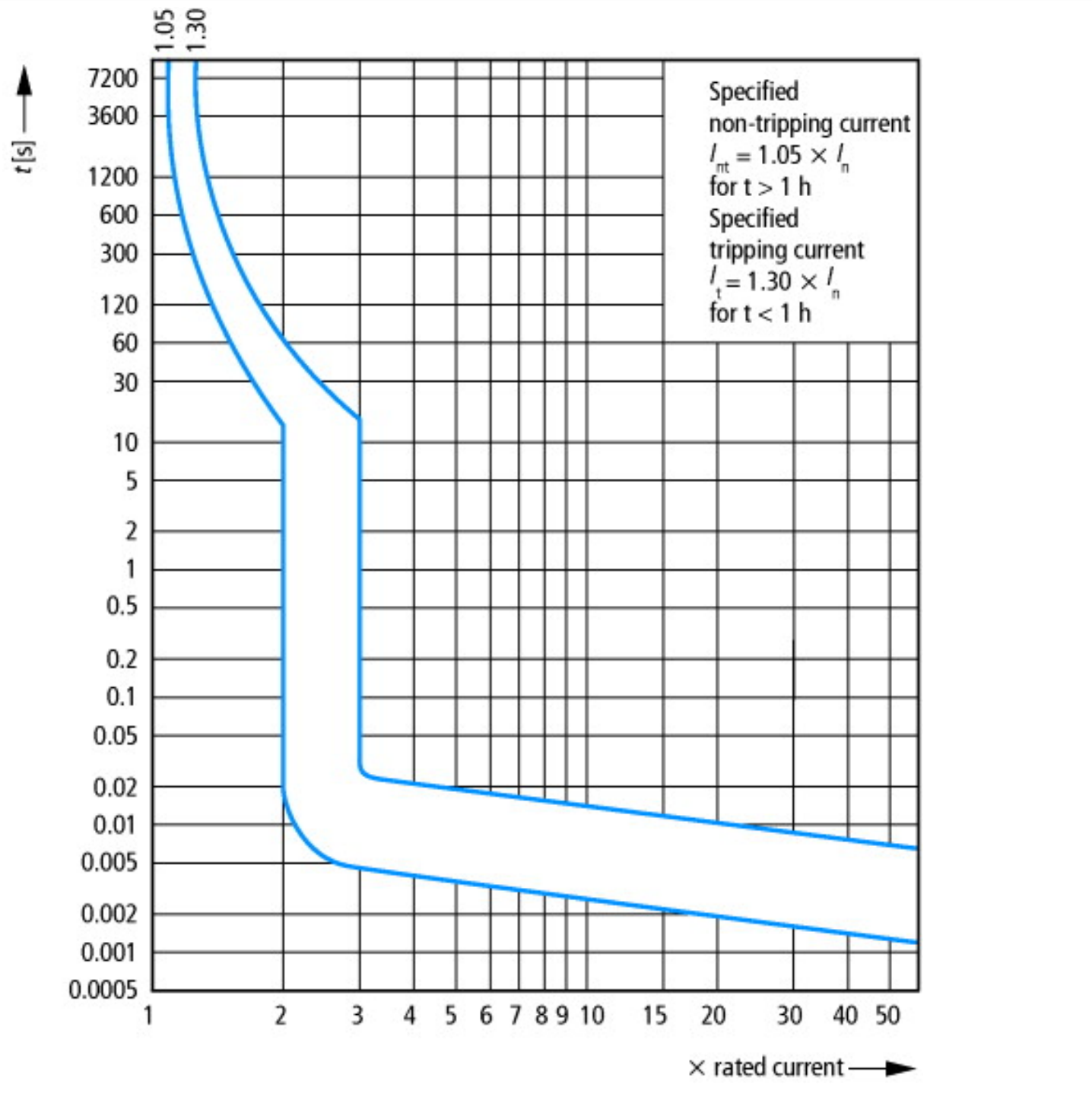

Tripping characteristic at 30 °C:
Z according to IEC/EN 60947

Dimensions

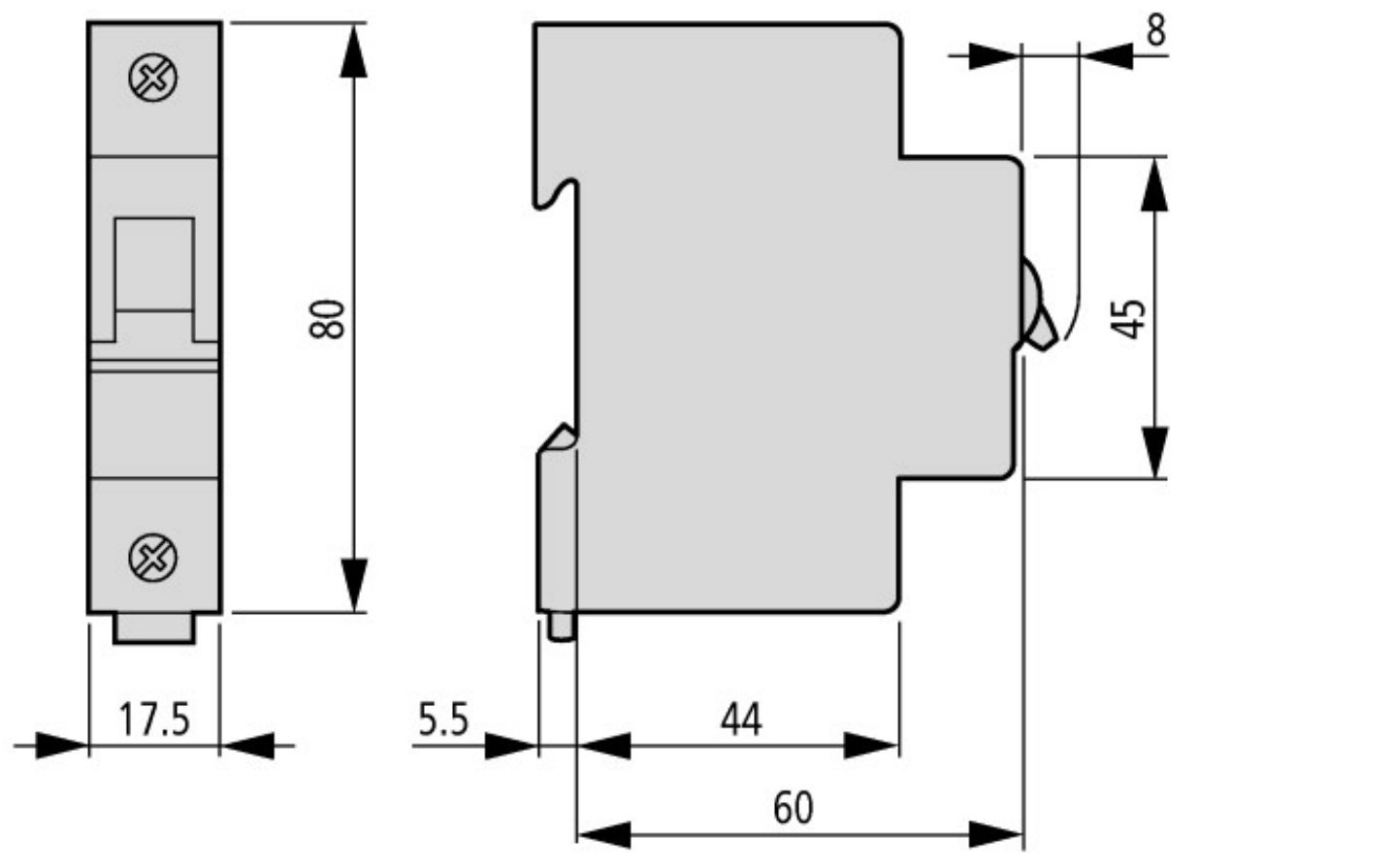

Additional product information (links)

AWA1220-1755 Circiut-breaker	
AWA1220-1755 Circiut-breaker	ftp://ftp.moeller.net/DOCUMENTATION/AWA_INSTRUCTIONS/17550701.pdf

© 11/2015 by Eaton Industries GmbH