At the end of this document you will find links to products related to this catalog. You can go directly to our shop by clicking HERE. HERE

Proximity Sensors Inductive
Stainless Steel Housing
Types EI, DC, M12, M18, M30



- **Stainless steel housing, cylindrical**
- **Diameter: M12, M18, M30**
- **Short or long versions**
- **Sensing distance: 2 to 15 mm**
- **Power supply: 10 to 40 VDC**
- **Output: Transistor NPN/PNP, normally open or normally closed**
- **Protection: Short-circuit and reverse polarity**
- **LED-indication for output ON**
- **2 m cable or plug M12**

Product Description

Proximity switch in housings ranging from M12 to M30. Short or long versions in standard stainless steel housing.

Made after Euronorm EN 50 008.

Ordering Key

EI 1202 NPOSS-1

- **Type**
- **Housing diameter (mm)**
- **Rated operating dist. (mm)**
- **Output type**
- **Housing material**
- **Body style**
- **Plug**

Type Selection DC Types, Cable and M12 Plug

Housing diameter	Body style	Connection	Rated operating dist. (S_n)	Ordering no. Transistor NPN Normally open	Ordering no. Transistor NPN Normally closed	Ordering no. Transistor PNP Normally open	Ordering no. Transistor PNP Normally closed
M12	Short	Cable	2 mm [1]	**EI 1202 NPOSS**	**EI 1202 NPCSS**	**EI 1202 PPOSS**	**EI 1202 PPCSS**
M12	Short	Plug	2 mm [1]	**EI 1202 NPOSS-1**	**EI 1202 NPCSS-1**	**EI 1202 PPOSS-1**	**EI 1202 PPCSS-1**
M12	Long	Cable	2 mm [1]	**EI 1202 NPOSL**		**EI 1202 PPOSL**	**EI 1202 PPCSL**
M12	Long	Plug	2 mm [1]	**EI 1202 NPOSL-1**		**EI 1202 PPOSL-1**	
M12	Short	Cable	4 mm [2]	**EI 1204 NPOSS**	**EI 1204 NPCSS**	**EI 1204 PPOSS**	**EI 1204 PPCSS**
M12	Short	Plug	4 mm [2]	**EI 1204 NPOSS-1**	**EI 1204 NPCSS-1**	**EI 1204 PPOSS-1**	**EI 1204 PPCSS-1**
M12	Long	Cable	4 mm [2]	**EI 1204 NPOSL**		**EI 1204 PPOSL**	**EI 1204 PPCSL**
M12	Long	Plug	4 mm [2]	**EI 1204 NPOSL-1**		**EI 1204 PPOSL-1**	
M18	Short	Cable	5 mm [1]	**EI 1805 NPOSS**	**EI 1805 NPCSS**	**EI 1805 PPOSS**	**EI 1805 PPCSS**
M18	Short	Plug	5 mm [1]	**EI 1805 NPOSS-1**	**EI 1805 NPCSS-1**	**EI 1805 PPOSS-1**	**EI 1805 PPCSS-1**
M18	Long	Cable	5 mm [1]	**EI 1805 NPOSL**	**EI 1805 NPCSL**	**EI 1805 PPOSL**	**EI 1805 PPCSL**
M18	Long	Plug	5 mm [1]	**EI 1805 NPOSL-1**		**EI 1805 PPOSL-1**	**EI 1805 PPCSL-1**
M18	Short	Cable	8 mm [2]	**EI 1808 NPOSS**	**EI 1808 NPCSS**	**EI 1808 PPOSS**	**EI 1808 PPCSS**
M18	Short	Plug	8 mm [2]	**EI 1808 NPOSS-1**	**EI 1808 NPCSS-1**	**EI 1808 PPOSS-1**	**EI 1808 PPCSS-1**
M18	Long	Cable	8 mm [2]	**EI 1808 NPOSL**		**EI 1808 PPOSL**	**EI 1808 PPCSL**
M18	Long	Plug	8 mm [2]	**EI 1808 NPOSL-1**		**EI 1808 PPOSL-1**	**EI 1808 PPCSL-1**
M30	Short	Cable	10 mm [1]	**EI 3010 NPOSS**	**EI 3010 NPCSS**	**EI 3010 PPOSS**	**EI 3010 PPCSS**
M30	Short	Plug	10 mm [1]			**EI 3010 PPOSS-1**	
M30	Long	Cable	10 mm [1]	**EI 3010 NPOSL**		**EI 3010 PPOSL**	**EI 3010 PPCSL**
M30	Long	Plug	10 mm [1]			**EI 3010 PPOSL-1**	
M30	Short	Cable	15 mm [2]	**EI 3015 NPOSS**	**EI 3015 NPCSS**	**EI 3015 PPOSS**	**EI 3015 PPCSS**
M30	Short	Plug	15 mm [2]	**EI 3015 NPOSS-1**		**EI 3015 PPOSS-1**	
M30	Long	Cable	15 mm [2]	**EI 3015 NPOSL**	**EI 3015 NPCSL**	**EI 3015 PPOSL**	
M30	Long	Plug	15 mm [2]			**EI 3015 PPOSL-1**	

[1] For flush mounting in metal
[2] For non-flush mounting in metal

CARLO GAVAZZI

Specifications

Rated operational volt. (U_e)	12 to 36 VDC
(U_B)	10 to 40 VDC (ripple included)
Ripple	≤ 10%
Rated operational current (I_e) Continuous	≤ 200 mA
No-load supply current (I_o)	Output ON: < 6.5 mA Output OFF: < 2.7 mA
Voltage drop (U_d)	≤ 2 VDC at max. load
Protection	Reverse polarity, short-circuit, transients
Transient voltage	≤ 700 V/0.5 J
EMC	Approved according to EN 50 080, EN 50 081
Power ON delay	< 10 ms
Frequency of operating cycles (f) **EI 1202**	800 Hz
EI 1204	500 Hz
EI 1805	500 Hz
EI 1808	400 Hz
EI 3010	300 Hz
EI 3015	100 Hz
Indication for output ON	LED, yellow
Assured operating dist. (S_a)	$0 \le S_a \le 0.81\ S_n$
Repeat accuracy (R)	≤ 5%
Hysteresis (H) (Differential travel)	1 to 15% of sensing distance

Effective operating dist. (S_r)	$0.9 \times S_n \le S_r \le 1.1 \times S_n$
Usable operating dist. (S)	$0.9 \times S_r \le S_u \le 1.1 \times S_r$
Ambient temperature	
Operating	-25° to +70°C (-13° to +158°F)
Storage	-30° to +80°C (-22° to +176°F)
Degree of protection	IP 67 (Nema 1, 3, 4, 6, 13)
Housing material	
Body	Stainless steel (1.4301)
Front	Grey thermoplastic polyester
Back	Black polyester
Connection	
Cable	2 m, 3 x 0.3 mm², grey PVC,oil proof
Plug	M12 x 1
Cables for plug (-1)	CONH1A serie
Weight (cable excluded)	
EI 12	10 g
EI 1805	18 g
EI 1808	20 g
EI 3010	50 g
EI 3015	70 g
Tightening torque **EI 12**	7.5 Nm (x) 17.5 Nm (y)
EI 18	27.5 Nm
EI 30	100.0 Nm
Approvals	UL, CSA
CE-marking	Yes

Dimensions

Type	A	B Ø mm	C mm	D mm	E mm	F mm	SW mm
EI 1202 XPXSS	M12 x 1 x 30	10.7	30	11	5.0	4	17
EI 1202 XPXSL	M12 x 1 x 50	10.7	50	11	5.0	4	17
EI 1202 XPXSS-1	M12 x 1 x 30	10.7	30	12.6	11.9	4	17
EI 1202 XPXSL-1	M12 x 1 x 50	10.7	50	12.6	11.9	4	17
EI 1204 XPXSS	M12 x 1 x 30	10.7	34	11	5.0	4	17
EI 1204 XPXSL	M12 x 1 x 50	10.7	54	11	5.0	4	17
EI 1204 XPXSS-1	M12 x 1 x 30	10.7	34	12.6	11.9	4	17
EI 1204 XPXSL-1	M12 x 1 x 50	10.7	54	12.6	11.9	4	17
EI 1805 XPXSS	M18 x 1 x 30	16.7	30	11.6	15.4	4	24
EI 1805 XPXSL	M18 x 1 x 50	16.7	50	11.6	15.4	4	24
EI 1805 XPXSS-1	M18 x 1 x 30	16.7	30	13.1	11.9	4	24
EI 1805 XPXSL-1	M18 x 1 x 50	16.7	50	13.1	11.9	4	24
EI 1808 XPXSS	M18 x 1 x 30	16.7	38	11.6	15.4	4	24
EI 1808 XPXSL	M18 x 1 x 50	16.7	58	11.6	15.4	4	24
EI 1808 XPXSS-1	M18 x 1 x 30	16.7	38	13.1	11.9	4	24
EI 1808 XPXSL-1	M18 x 1 x 50	16.7	58	13.1	11.9	4	24
EI 3010 XPXSS	M30 x 1.5 x 30	28	30	13.6	15.4	5	36
EI 3010 XPXSL	M30 x 1.5 x 50	28	50	13.6	15.4	5	36
EI 3010 XPXSS-1	M30 x 1.5 x 30	28	30	13.6	11.9	5	36
EI 3010 XPXSL-1	M30 x 1.5 x 50	28	50	13.6	11.9	5	36
EI 3015 XPXSS	M30 x 1.5 x 30	28	42	13.6	15.4	5	36
EI 3015 XPXSL	M30 x 1.5 x 50	28	62	13.6	15.4	5	36
EI 3015 XPXSS-1	M30 x 1.5 x 30	28	42	13.6	11.9	5	36
EI 3015 XPXSL-1	M30 x 1.5 x 50	28	62	13.6	11.9	5	36

Dimensions (cont.)

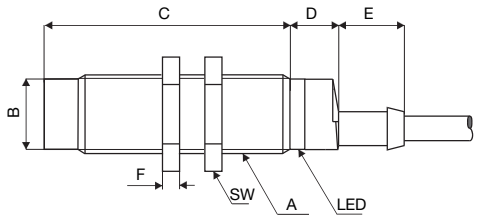

Cable

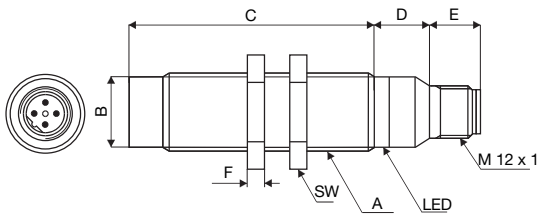

Plug

Wiring Diagrams

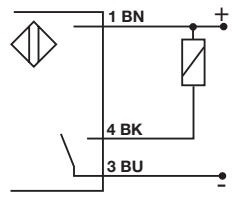

NPN - Normally open

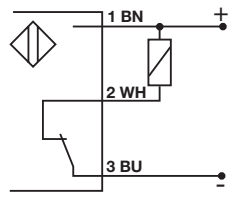

NPN - Normally closed

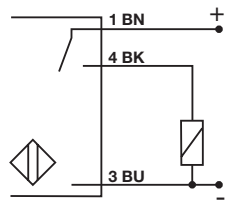

PNP - Normally open

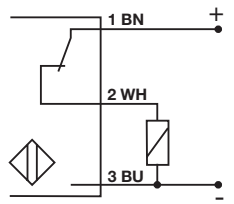

PNP - Normally closed

Installation Hints

To avoid interference from inductive voltage/ current peaks, separate the prox. switch power cables from any other power cables, e.g. motor, contactor or solenoid cables

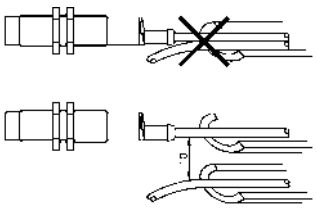

Relief of cable strain

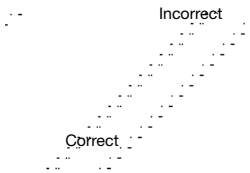

The cable should not be pulled

Protection of the sensing face

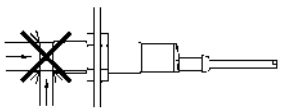

A proximity switch should not serve as mechanical stop

Switch mounted on mobile carrier

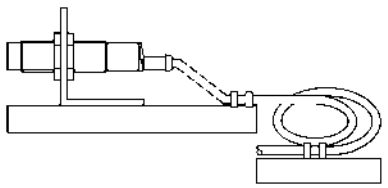

Any repetitive flexing of the cable should be avoided

Power Supplies

Power supplies VDC: > SS 130/140.
Power supplies with amplifier relays: > SV 190.

Automatización Eléctrica
Especialistas en Automatización

Below is a list of articles with direct links to our shop Electric Automation Network where you can see:

- Quote per purchase volume in real time.
- Online documentation and datasheets of all products.
- Estimated delivery time enquiry in real time.
- Logistics systems for the shipment of materials almost anywhere in the world.
- Purchasing management, order record and tracking of shipments.

To access the product, click on the green button.

Product	Code	Reference	Product link
Selected parameters OUTPUT FUNCTION NO MOUNTING Non Flush HOUSING M18 SENSING RANGE >6 to 8 mm OUTPUT DC NPN CONNECTION Plug WIRE 3-wire MATERIAL Metal SYSTEM Proximity Sensor Others HOUSING M18 x 63 mm MATERIAL Stainless steel SENSING RANGE 8 mm OUTPUT FUNCTION Normally Open	EI1808NPOSS1	EI1808NPOSS-1	Buy on EAN