



### ■ Features :

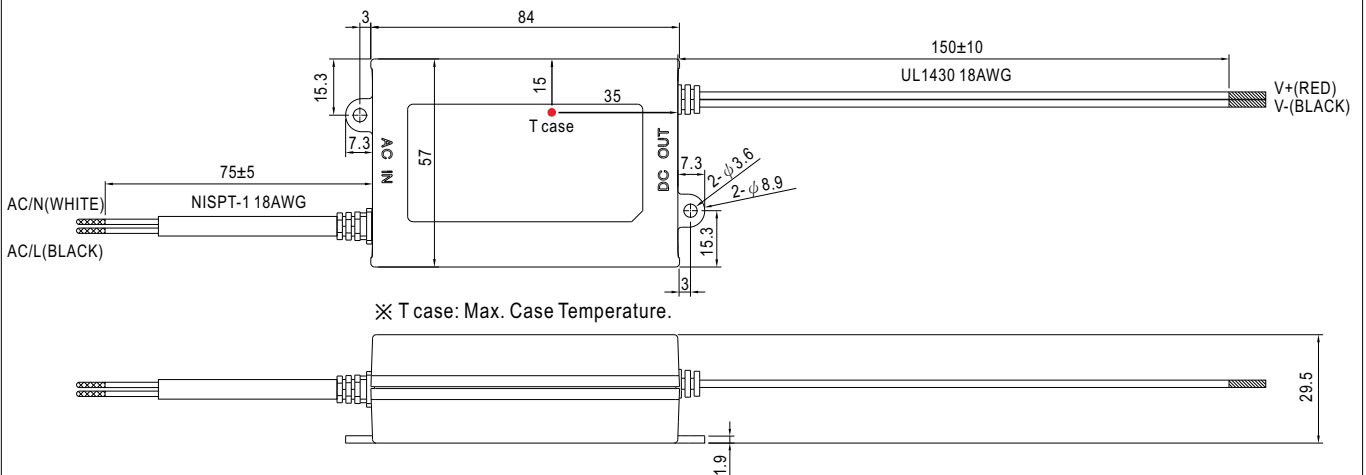
- Universal AC input / Full range (up to 295VAC)
- Built-in active PFC function
- Constant current design
- Protections: Short circuit / Over temperature
- Cooling by free air convection
- Fully isolated plastic case
- Class 2 Power Unit
- Class II power unit, no FG
- IP42 design
- 100% full load burn-in test
- Low cost
- High reliability
- Suitable for dry / damp locations
- 3 years warranty

**SPECIFICATION**

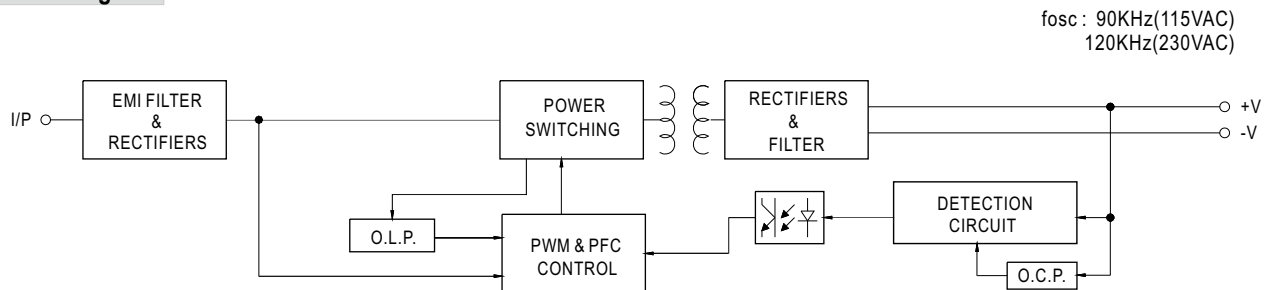
MODEL	PLD-25-350	PLD-25-700	PLD-25-1050	PLD-25-1400	
OUTPUT	<b>RATED CURRENT</b>	350mA	700mA	1050mA	1400mA
	<b>OPERATING VOLTAGE RANGE</b>	40 ~ 58V	24 ~ 36V	16 ~ 24V	12 ~ 18V
	<b>CURRENT ACCURACY</b>	±5.0%			
	<b>RATED POWER</b>	20.3W	25.2W	25.2W	25.2W
	<b>RIPPLE &amp; NOISE (max.) Note.1</b>	4.6Vp-p	2.7Vp-p	2.2Vp-p	2Vp-p
	<b>NO LOAD OUTPUT VOLTAGE (max.)</b>	60V	50V	35V	25V
	<b>SETUP TIME</b>	500ms / 230VAC 2000ms / 115VAC at full load			
INPUT	<b>VOLTAGE RANGE</b>	90 ~ 295VAC 127 ~ 417VDC			
	<b>FREQUENCY RANGE</b>	47 ~ 63Hz			
	<b>POWER FACTOR (Typ.)</b>	PF>0.98/115VAC, PF>0.92/230VAC, PF>0.91/277VAC at full load (Please refer to "Power Factor Characteristic" curve)			
	<b>TOTAL HARMONIC DISTORTION</b>	THD< 20% when output loading≥70% at 115VAC/230VAC input and output loading≥80% at 277VAC input			
	<b>EFFICIENCY (Typ.)</b>	85%	86%	85%	84%
	<b>AC CURRENT (Typ.)</b>	0.6A/115VAC 0.3A/230VAC 0.2A/277VAC			
	<b>INRUSH CURRENT(Typ.)</b>	COLD START 25A(twidth=75µs measured at 50% Ipeak) at 230VAC			
	<b>MAX. No. of PSUs on 16A CIRCUIT BREAKER</b>	72 units (circuit breaker of type B) / 80 units (circuit breaker of type C) at 230VAC			
PROTECTION	<b>LEAKAGE CURRENT</b>	<0.5mA / 240VAC			
	<b>SHORT CIRCUIT</b>	Hiccup mode, recovers automatically after fault condition is removed.			
ENVIRONMENT	<b>OVER TEMPERATURE</b>	Shut down o/p voltage, re-power on to recover			
	<b>WORKING TEMP.</b>	-30 ~ +60°C (Refer to "Derating Curve")			
	<b>WORKING HUMIDITY</b>	20 ~ 95% RH non-condensing			
	<b>STORAGE TEMP., HUMIDITY</b>	-40 ~ +80°C, 10 ~ 95% RH			
	<b>TEMP. COEFFICIENT</b>	±0.03%/°C (0 ~ 50°C)			
SAFETY & EMC	<b>VIBRATION</b>	10 ~ 500Hz, 2G 12min./1cycle, period for 72min. each along X, Y, Z axes			
	<b>SAFETY STANDARDS</b>	UL8750, CSA C22.2 No. 250.0-08(except for PLD-25-350, PLD-25-700), ENEC EN 61347-1, EN 61347-2-13 independent, EN 62384, IP42 approved; design refer to UL60950-1, TUV EN60950-1			
	<b>WITHSTAND VOLTAGE</b>	I/P-O/P:3.75KVAC			
	<b>ISOLATION RESISTANCE</b>	I/P-O/P:100M Ohms / 500VDC / 25°C/ 70% RH			
OTHERS	<b>EMC EMISSION</b>	Compliance to EN55015, EN61000-3-2 Class C (V <sub>RII</sub> 75% load); EN61000-3-3, FCC part 18 non-consumer equipment			
	<b>EMC IMMUNITY</b>	Compliance to EN61000-4-2,3,4,5,6,8,11, EN55024,EN61547, light industry level, criteria A			
	<b>MTBF</b>	968.6Khrs min. MIL-HDBK-217F (25°C)			
NOTE	<b>DIMENSION</b>	84*57*29.5mm (L*W*H)			
	<b>PACKING</b>	0.19Kg; 72pcs/14.7Kg/0.75CUFT			
<p>1. Ripple &amp; noise are measured at 20MHz of bandwidth by using a 12" twisted pair-wire terminated with a 0.1uf &amp; 47uf parallel capacitor.                  2. Direct connecting to LEDs is suggested, but is not suitable for using additional drivers.                  3. To fulfill requirements of the latest ErP regulation for lighting fixtures, this LED power supply can only be used behind a switch without permanently connected to the mains.</p>					

**Mechanical Specification**

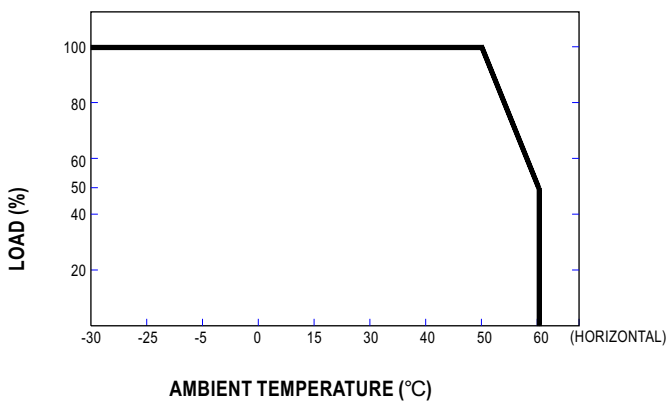
Case No.PCD16A Unit:mm



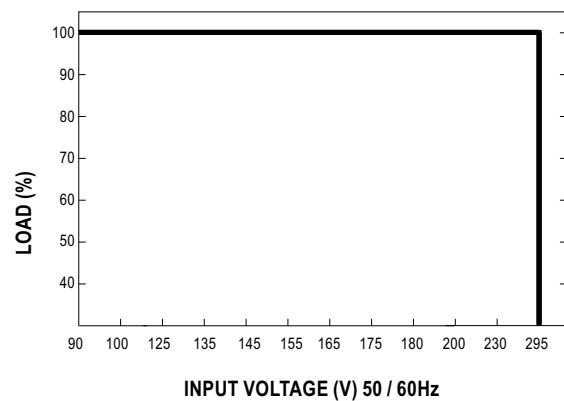
**Block Diagram**



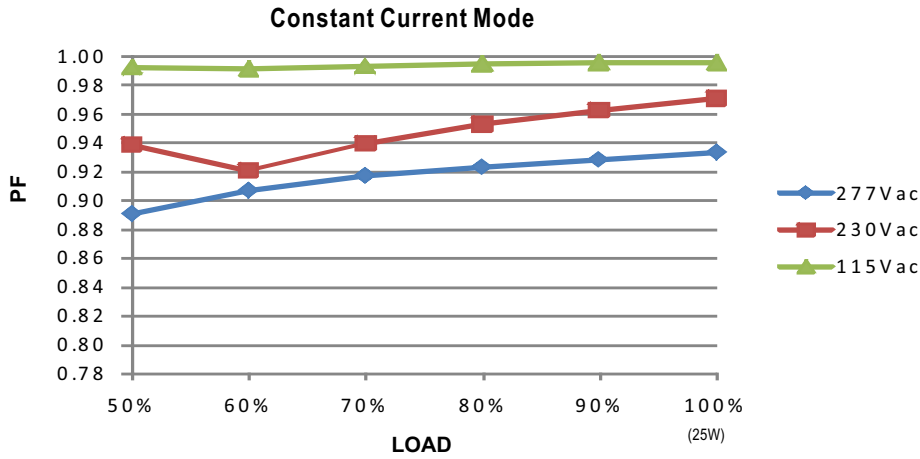
**Derating Curve**



**Static Characteristics**



Power Factor Characteristic



EFFICIENCY vs LOAD (PLD-25-700)

PLD-25 series possess superior working efficiency that up to 86% can be reached in field applications.

