




Star-delta contactor combination, 380 V 400 V: 5.5 kW, 230 V 50 Hz, 240 V 60 Hz, AC operation



Part no. **SDAINLM12(230V50HZ,240V60HZ)**
 Catalog No. **278286**
 Alternate Catalog No. **XTSD012B10F**
 EL-Nummer (Norway) **4130484**

Delivery program

Product range		Contactor combinations
Application		Star-delta motor starting for contactor combinations
Accessories		Star-delta combinations SDAINL
Utilization category		NAC-3: Normal AC induction motors: starting, switch off during running
Notes		 Also suitable for motors with efficiency class IE3. IE3-ready devices are identified by the logo on their packaging.
Description		Operating frequency: maximum 30 starts per hour

Rated operational current

AC-3			
380 V 400 V	I_e	A	12

Max. rating for three-phase motors, 50 - 60 Hz


AC-3			
220 V 230 V	P	kW	3
380 V 400 V	P	kW	5.5
500 V	P	kW	5.5
660 V 690 V	P	kW	5.5

Max. changeover time		s	20
Actuating voltage			230 V 50 Hz, 240 V 60 Hz
Voltage AC/DC			AC operation

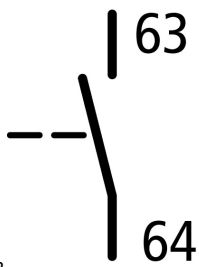
Individual components of the combination

Mains contactor Q11	Part no.	DILM7-10 + DILA-XHI20
Delta contactor Q15	Part no.	DILM7-01 + DILA-XHI20
Star contactor Q13	Part no.	DILM7-01 + DILA-XHI20
Timing relay K1	Part no.	ETR4-51

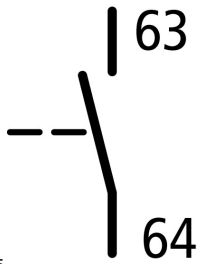
Spare auxiliary contacts



Q13



Q15



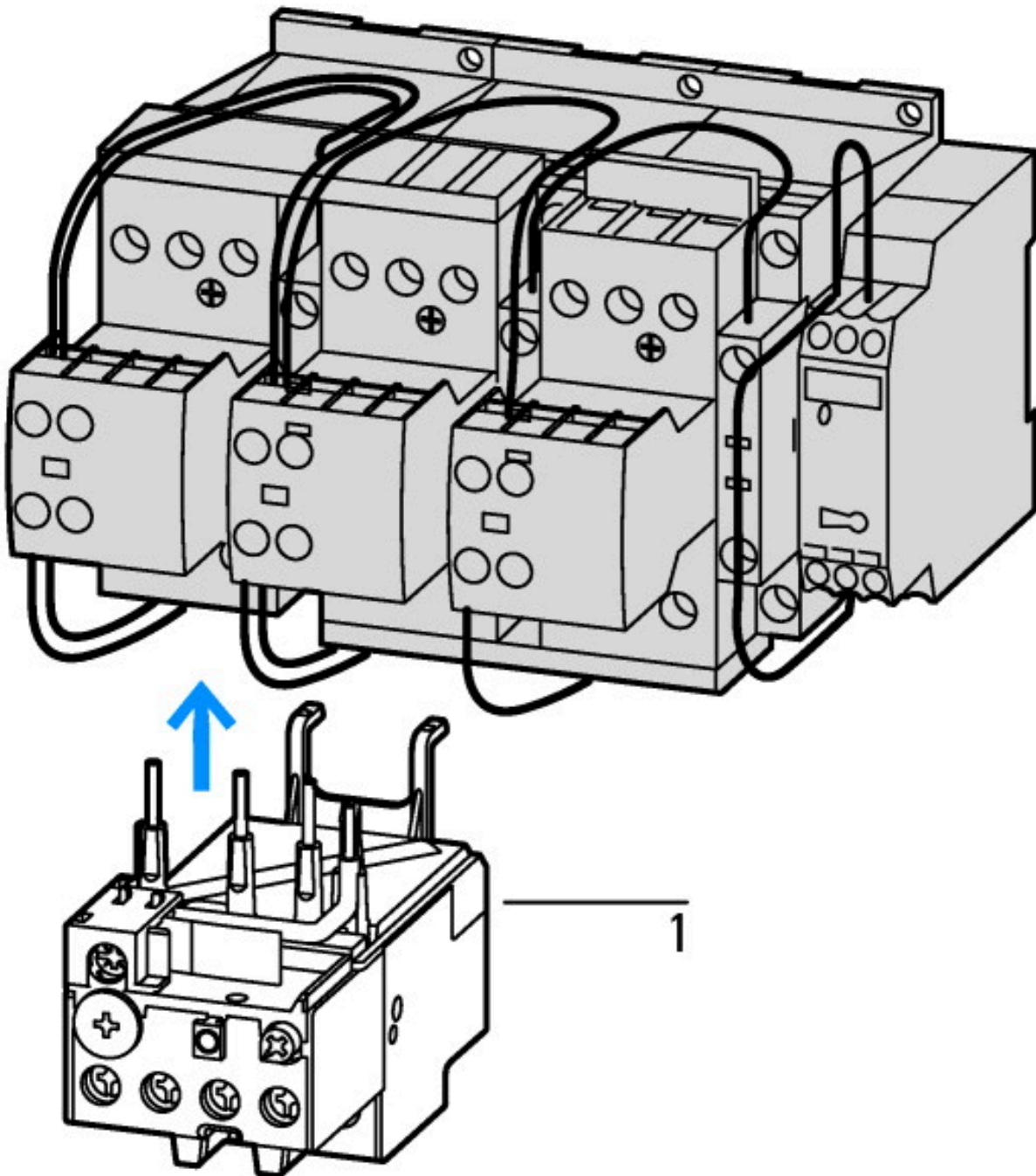
Design verification as per IEC/EN 61439

Technical data for design verification			
Rated operational current for specified heat dissipation	I_n	A	7
Heat dissipation per pole, current-dependent	P_{vid}	W	0.73
Equipment heat dissipation, current-dependent	P_{vid}	W	2.2
Static heat dissipation, non-current-dependent	P_{vs}	W	4.8
Heat dissipation capacity	P_{diss}	W	0
Operating ambient temperature min.		°C	-25
Operating ambient temperature max.		°C	60
IEC/EN 61439 design verification			
10.2 Strength of materials and parts			
10.2.2 Corrosion resistance			Meets the product standard's requirements.
10.2.3.1 Verification of thermal stability of enclosures			Meets the product standard's requirements.
10.2.3.2 Verification of resistance of insulating materials to normal heat			Meets the product standard's requirements.
10.2.3.3 Verification of resistance of insulating materials to abnormal heat and fire due to internal electric effects			Meets the product standard's requirements.
10.2.4 Resistance to ultra-violet (UV) radiation			Meets the product standard's requirements.
10.2.5 Lifting			Does not apply, since the entire switchgear needs to be evaluated.
10.2.6 Mechanical impact			Does not apply, since the entire switchgear needs to be evaluated.
10.2.7 Inscriptions			Meets the product standard's requirements.
10.3 Degree of protection of ASSEMBLIES			Does not apply, since the entire switchgear needs to be evaluated.
10.4 Clearances and creepage distances			Meets the product standard's requirements.
10.5 Protection against electric shock			Does not apply, since the entire switchgear needs to be evaluated.
10.6 Incorporation of switching devices and components			Does not apply, since the entire switchgear needs to be evaluated.
10.7 Internal electrical circuits and connections			Is the panel builder's responsibility.
10.8 Connections for external conductors			Is the panel builder's responsibility.
10.9 Insulation properties			
10.9.2 Power-frequency electric strength			Is the panel builder's responsibility.
10.9.3 Impulse withstand voltage			Is the panel builder's responsibility.
10.9.4 Testing of enclosures made of insulating material			Is the panel builder's responsibility.
10.10 Temperature rise			The panel builder is responsible for the temperature rise calculation. Eaton will provide heat dissipation data for the devices.
10.11 Short-circuit rating			Is the panel builder's responsibility. The specifications for the switchgear must be observed.
10.12 Electromagnetic compatibility			Is the panel builder's responsibility. The specifications for the switchgear must be observed.
10.13 Mechanical function			The device meets the requirements, provided the information in the instruction leaflet (IL) is observed.

Technical data ETIM 7.0

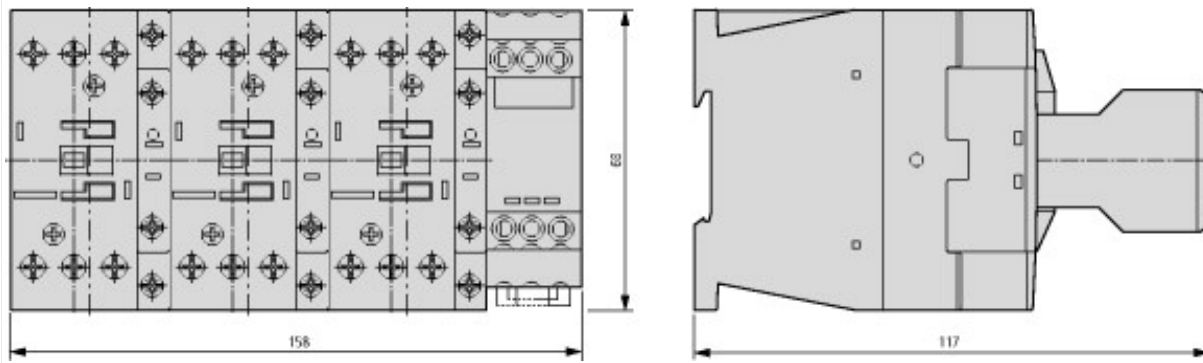
Function		Star-delta contactor
Rated control supply voltage U_s at AC 50HZ	V	230 - 230
Rated control supply voltage U_s at AC 60HZ	V	240 - 240
Rated control supply voltage U_s at DC	V	0 - 0
Voltage type for actuating		AC
Rated operation current I_e at AC-3, 400 V	A	12
Rated operation power at AC-3, 400 V	kW	5.5
Rated operation power NEMA	kW	0
Type of electrical connection of main circuit		Screw connection
Degree of protection (IP)		IP20
Degree of protection (NEMA)		Other

Characteristics



1: Overload relay

Dimensions



Basic unit with auxiliary contact module

Additional product information (links)

IL03407030Z (AWA2100-2139) Wiring for contactor combinations

IL03407030Z (AWA2100-2139) Wiring for contactor combinations

https://es-assets.eaton.com/DOCUMENTATION/AWA_INSTRUCTIONS/IL03407030Z2018_05.pdf