




**Illuminated pushbutton actuator, RMQ-Titan, Flush, momentary, White, inscribed 1, Bezel: black**






**Part no. M22S-DL-W-X1**  
**Catalog No. 216943**  
**Alternate Catalog No. M22S-DL-W-X1Q**

**Delivery program**

|                            |   |    |  |
|----------------------------|---|----|--|
| Product range              |   |    | RMQ-Titan  |
| Basic function             |   |    | Illuminated pushbutton actuators   |
| Mounting hole diameter     | ∅ | mm | 22.5   |
| Single unit/Complete unit  |   |    | Single unit  |
| Design                     |   |    | Flush<br>momentary   |
| <b>Button plate</b>        |   |    |  |
| button plate               |   |    | White  |
| Button plate               |   |    |  |
|                            |   |    | inscribed  |
| Degree of Protection       |   |    | IP66, IP67, IP69   |
| Front ring                 |   |    | Bezel: black   |
| Connection to SmartWire-DT |   |    | yes<br>with SWD-RMQ connections  |

**Technical data**

**General**

|                             |              |                   |  |
|-----------------------------|--------------|-------------------|--|
| Standards                   |              |                   | IEC/EN 60947<br>VDE 0660   |
| Lifespan, mechanical        | Operations   | x 10 <sup>6</sup> | > 5  |
| Operating frequency         | Operations/h |                   | ≤ 3600   |
| Actuating force             |              | n                 | ≤ 5  |
| Climatic proofing           |              |                   | Damp heat, constant, to IEC 60068-2-78<br>Damp heat, cyclic, to IEC 60068-2-30   |
| Degree of Protection        |              |                   | IP66, IP67, IP69   |
| Ambient temperature         |              |                   |  |
| Open                        |              | °C                | -25 - +70  |
| Mounting position           |              |                   | As required  |
| Mechanical shock resistance |              | g                 | 30<br>Shock duration 11 ms<br>Sinusoidal<br>according to IEC 60068-2-27  |
| shipping classification     |              |                   | DNV<br>GL<br>LR  |
|                             |              |                   |    |

## Design verification as per IEC/EN 61439

| Technical data for design verification   |            |    |  |
|--|------------|----|--|
| Rated operational current for specified heat dissipation   | $I_n$      | A  | 0  |
| Heat dissipation per pole, current-dependent   | $P_{vid}$  | W  | 0  |
| Equipment heat dissipation, current-dependent  | $P_{vid}$  | W  | 0  |
| Static heat dissipation, non-current-dependent   | $P_{vs}$   | W  | 0  |
| Heat dissipation capacity  | $P_{diss}$ | W  | 0  |
| Operating ambient temperature min.   |            | °C | -25  |
| Operating ambient temperature max.   |            | °C | 70   |
| IEC/EN 61439 design verification   |            |    |  |
| 10.2 Strength of materials and parts   |            |    |  |
| 10.2.2 Corrosion resistance  |            |    |  |
|  |            |    | Meets the product standard's requirements.   |
| 10.2.3.1 Verification of thermal stability of enclosures   |            |    |  |
|  |            |    | Meets the product standard's requirements.   |
| 10.2.3.2 Verification of resistance of insulating materials to normal heat   |            |    |  |
|  |            |    | Meets the product standard's requirements.   |
| 10.2.3.3 Verification of resistance of insulating materials to abnormal heat and fire due to internal electric effects |            |    |  |
|  |            |    | Meets the product standard's requirements.   |
| 10.2.4 Resistance to ultra-violet (UV) radiation   |            |    |  |
|  |            |    | Please enquire   |
| 10.2.5 Lifting   |            |    |  |
|  |            |    | Does not apply, since the entire switchgear needs to be evaluated.                                       |
| 10.2.6 Mechanical impact   |            |    |  |
|  |            |    | Does not apply, since the entire switchgear needs to be evaluated.                                       |
| 10.2.7 Inscriptions  |            |    |  |
|  |            |    | Meets the product standard's requirements.   |
| 10.3 Degree of protection of ASSEMBLIES  |            |    |  |
|  |            |    | Does not apply, since the entire switchgear needs to be evaluated.                                       |
| 10.4 Clearances and creepage distances   |            |    |  |
|  |            |    | Meets the product standard's requirements.   |
| 10.5 Protection against electric shock   |            |    |  |
|  |            |    | Does not apply, since the entire switchgear needs to be evaluated.                                       |
| 10.6 Incorporation of switching devices and components   |            |    |  |
|  |            |    | Does not apply, since the entire switchgear needs to be evaluated.                                       |
| 10.7 Internal electrical circuits and connections  |            |    |  |
|  |            |    | Is the panel builder's responsibility.   |
| 10.8 Connections for external conductors   |            |    |  |
|  |            |    | Is the panel builder's responsibility.   |
| 10.9 Insulation properties   |            |    |  |
| 10.9.2 Power-frequency electric strength   |            |    |  |
|  |            |    | Is the panel builder's responsibility.   |
| 10.9.3 Impulse withstand voltage   |            |    |  |
|  |            |    | Is the panel builder's responsibility.   |
| 10.9.4 Testing of enclosures made of insulating material   |            |    |  |
|  |            |    | Is the panel builder's responsibility.   |
| 10.10 Temperature rise   |            |    |  |
|  |            |    | Not applicable.  |
| 10.11 Short-circuit rating   |            |    |  |
|  |            |    | Is the panel builder's responsibility. The specifications for the switchgear must be observed.           |
| 10.12 Electromagnetic compatibility  |            |    |  |
|  |            |    | Is the panel builder's responsibility. The specifications for the switchgear must be observed.           |
| 10.13 Mechanical function  |            |    |  |
|  |            |    | The device meets the requirements, provided the information in the instruction leaflet (IL) is observed. |

## Technical data ETIM 7.0

| Low-voltage industrial components (EG000017) / Front element for push button (EC000221)   |  |    |         |
|---|--|----|---------|
| Electric engineering, automation, process control engineering / Low-voltage switch technology / Command and alarm device / Front element for push-button actuators (ecl@ss10.0.1-27-37-12-10 [AKF028014]) |  |    |         |
| Colour button   |  |    | White   |
| Number of command positions   |  |    | 1       |
| Construction type lens  |  |    | Round   |
| Hole diameter   |  | mm | 22.5    |
| Width opening   |  | mm | 0       |
| Height opening  |  | mm | 0       |
| Type of button  |  |    | Flat    |
| Suitable for illumination   |  |    | Yes     |
| With protective cover   |  |    | No      |
| Labelled  |  |    | Yes     |
| Switching function latching   |  |    | No      |
| Spring-return   |  |    | Yes     |
| With front ring   |  |    | Yes     |
| Material front ring   |  |    | Plastic |
| Colour front ring   |  |    | Black   |

|   |  |            |
|---|--|------------|
| Degree of protection (IP), front side   |  | IP67/IP69K |
| Degree of protection (NEMA), front side |  | 4X         |

## Approvals

|                             |  |  |
|-----------------------------|--|--|
| Product Standards           |  | IEC/EN 60947-5; UL 508; CSA-C22.2 No. 14-05; CSA-C22.2 No. 94-91; CE marking |
| UL File No.                 |  | E29184   |
| UL Category Control No.     |  | NKCR   |
| CSA File No.                |  | 012528   |
| CSA Class No.               |  | 3211-03  |
| North America Certification |  | UL listed, CSA certified   |
| Degree of Protection        |  | UL/CSA Type 3R, 4X, 12, 13   |

## Dimensions

