




**Compact distribution board-flush mounting; multimedia; 4-rows; flush sheet steel door**

**Part no. KLV-48UPM-F**  
**Catalog No. 178832**

## Delivery program

Product image			
Basic function			Basic device
Product function			Installation distribution boards
Product range			KLV multimedia
Design			Flush mounted
Installation site			Indoor
Type of installation			Flush mounting
Door/Flap			White
Degree of Protection			IP30
Colour			White
Module rack			Media mounting plate
Shroud for protection against accidental contact			Without
Rows	Count		4
Module units per row			12
Description			IP30 Protection Class II Plastic enclosure with sheet steel door, white (RAL 9016) Note: To obtain protection class II, all devices installed on the mounting plate must be of the fully insulated type.
Cable entries			Cable entries on top and bottom, side, back plate
PE and N terminals design			Without
Equipment supplied			Wall trough Door/Frame Device support rails Microperforated mounting plate Device holder 2x single-way socket outlet Spirit level for leveling 3D adjustment element for mounting designed to adjust the mounting depth by up to 18 mm Cable retainer Nail lugs Installation instructions

## Technical data

General			
Standards			IEC/EN 62208, IEC/EN 60670-24 (GP)
RoHS (in accordance with Directive 2002/95/EC of the European Parliament and Council)			conform
Ambient temperature		°C	-5 - +40
Degree of Protection			IP30
Protection class			II (totally insulated)
Rated operational voltage	Ue	V AC	230
Rated frequency	f	Hz	50
Material characteristics			
Material			Polystyren (plastic) Sheet steel, powder-coated
Colour			white (RAL 9016)

## Material properties

Mechanical			
Impact resistance			IK05

## Design verification as per IEC/EN 61439

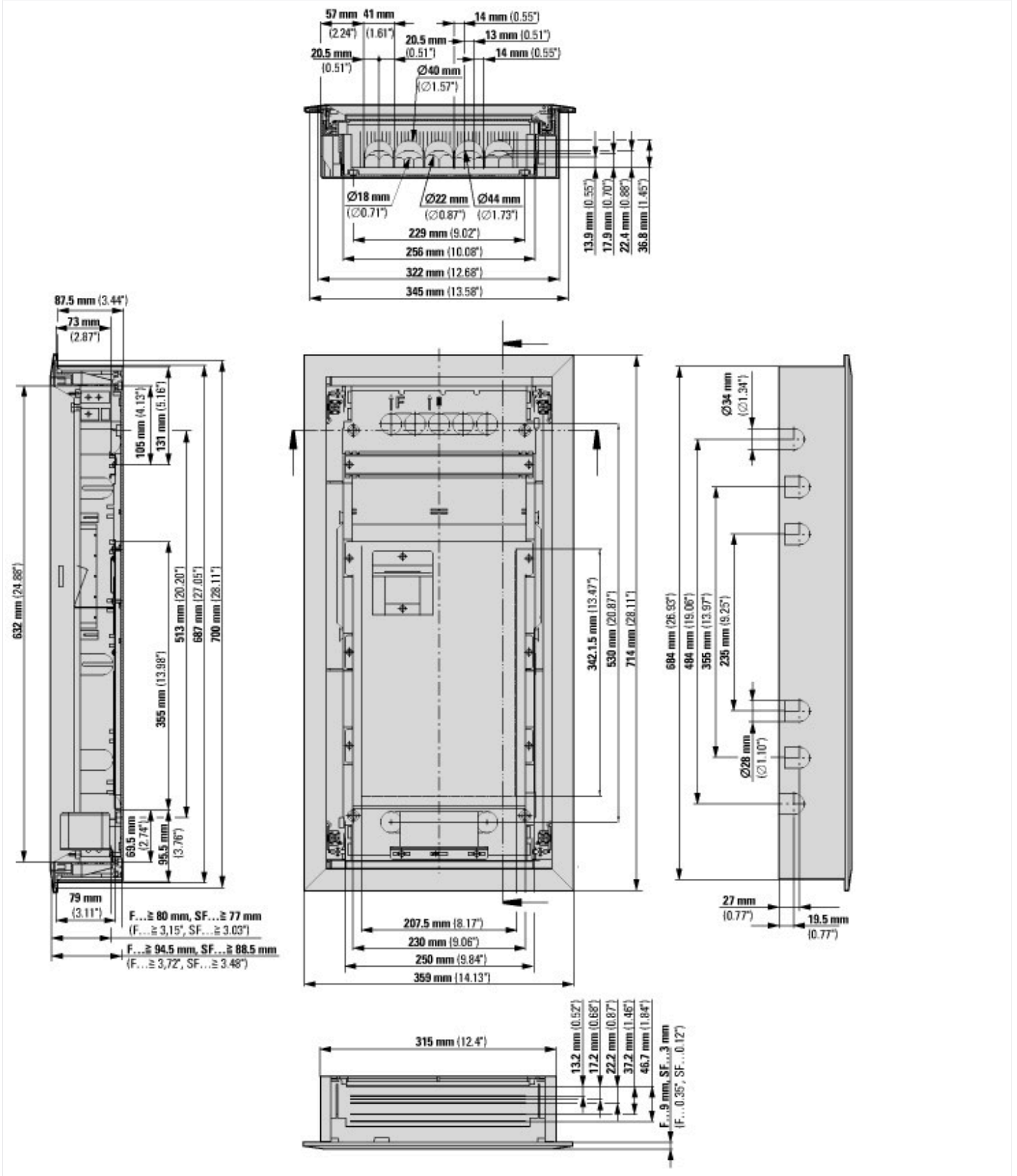
Technical data for design verification			
Heat dissipation, at an ambient temperature of 35°C, delta T: 20 degrees in top of the enclosure, calculated as per IEC 60890			
Individual enclosure, flush mounting	P <sub>V</sub>	W	24
Heat dissipation, at an ambient temperature of 35°C, delta T: 35 degrees in top of the enclosure, calculated as per IEC 60890			
Individual enclosure, flush mounting	P <sub>V</sub>	W	48
IEC/EN 61439 design verification			
10.2 Strength of materials and parts			
10.2.2 Corrosion resistance			Meets the product standard's requirements.
10.2.3.1 Verification of thermal stability of enclosures			Meets the product standard's requirements.
10.2.3.2 Verification of resistance of insulating materials to normal heat			Meets the product standard's requirements.
10.2.3.3 Verification of resistance of insulating materials to abnormal heat and fire due to internal electric effects			650 °C; meets the product standard's requirements.
10.2.4 Resistance to ultra-violet (UV) radiation			Not relevant to indoor installations.
10.2.5 Lifting			Does not apply to enclosures without lifting aids.
10.2.6 Mechanical impact			IK05
10.2.7 Inscriptions			Meets the product standard's requirements.
10.3 Degree of protection of ASSEMBLIES			IP30
10.4 Clearances and creepage distances			Is the panel builder's responsibility.
10.5 Protection against electric shock			Protection class 2, therefore not applicable.
10.6 Incorporation of switching devices and components			Is the panel builder's responsibility.
10.7 Internal electrical circuits and connections			Is the panel builder's responsibility.
10.8 Connections for external conductors			Is the panel builder's responsibility.
10.9 Insulation properties			
10.9.2 Power-frequency electric strength			U <sub>i</sub> = 400 V AC
10.9.3 Impulse withstand voltage			4 kV
10.9.4 Testing of enclosures made of insulating material			Meets the product standard's requirements.
10.10 Temperature rise			The panel builder is responsible for the temperature rise calculation. Eaton will provide heat dissipation data for the devices.
10.11 Short-circuit rating			Is the panel builder's responsibility.
10.12 Electromagnetic compatibility			Is the panel builder's responsibility.
10.13 Mechanical function			Meets the product standard's requirements.

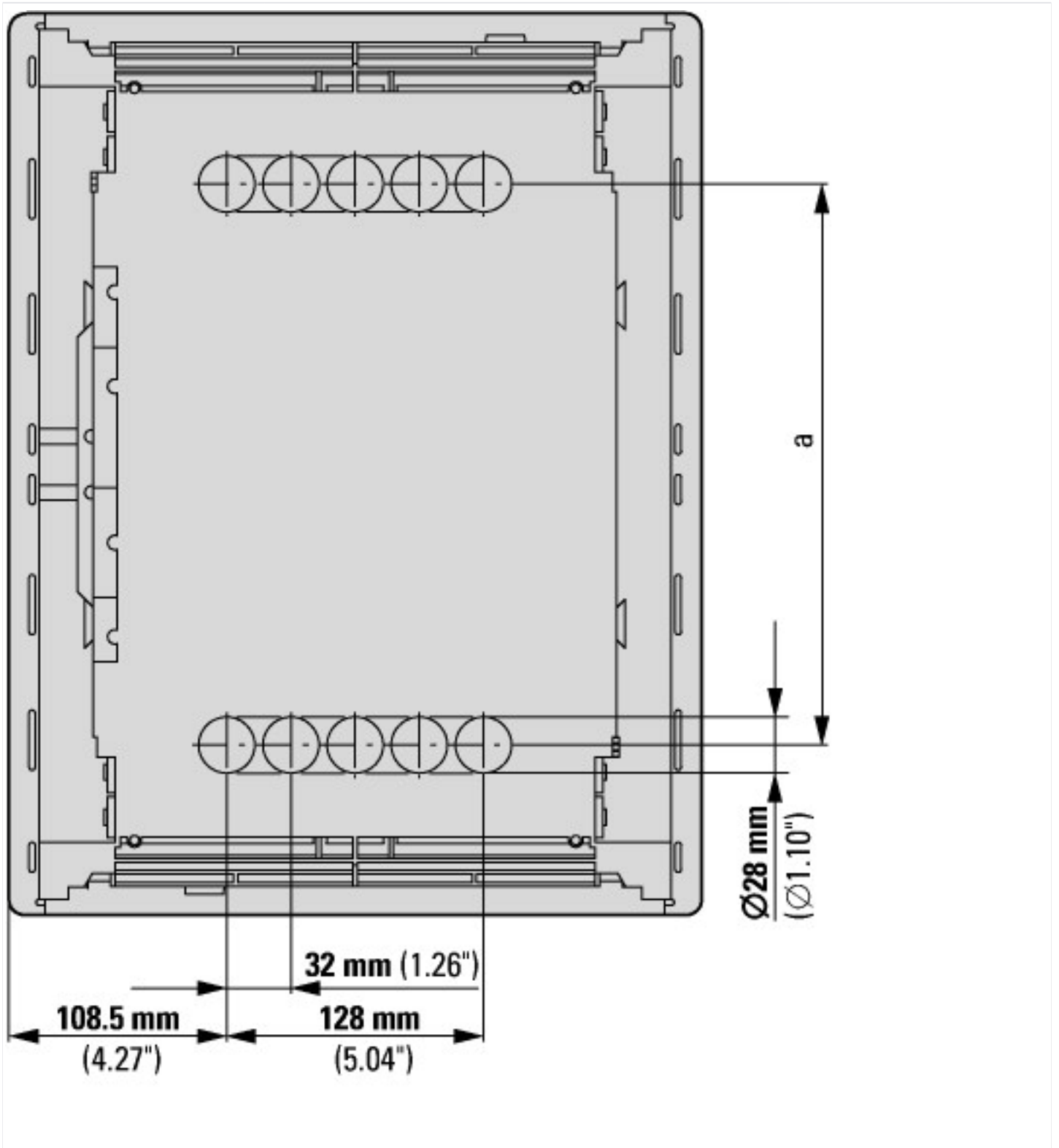
## Technical data ETIM 7.0

Data and telecommunication (EG000037) / Distributor for telecommunication (EC000374)			
Electric engineering, automation, process control engineering / Electrical installation, device / Connection devices / Distributor for telecommunication (ecl@ss10.0.1-27-14-44-26 [AEI678006])			
Model			Distributor enclosure
Mounting method			Flush mounted (plaster)
With connecting lugs			No
Max. number of dual cores			12
Mounting dimension (standardised)			Other
DIN-compatible			Yes
110-compatible			Yes
LSA			No
SID			No
Material			Steel plate/plastic
Degree of protection (IP)			IP30
Degree of protection (NEMA)			Other
Colour			White
Height		mm	715
Width		mm	360

Depth	mm	100
Number of mountable connection strips		0

## Dimensions





### Additional product information (links)

Product overview (Web)

<http://www.eaton.eu/DE/Europe/Electrical/ProductsServices/Residential/index.htm>