

**Braking resistance, IP20, 200 Ω, 0.4 kW, For use with: DA1, DL1, DG1, SVX, SPX**



**Part no. DX-BR200-0K4**  
**Catalog No. 171915**  
**Alternate Catalog No. DX-BR200-0K4**

### Delivery program

Product range			Accessories
Accessories			Braking resistances
Degree of Protection			IP20
For use with			DA1, DL1, DG1, SVX, SPX
Description			Wire wound resistor in ceramic potting compound inside aluminum case, combined Installed in a housing designed to prevent accidental contact and featuring a temperature monitoring switch and a 1-meter connection cable
Resistance value	R	Ω	200
Continuous braking rating	P <sub>DB</sub>	kW	0.4

### Design verification as per IEC/EN 61439

IEC/EN 61439 design verification			
10.2 Strength of materials and parts			
10.2.2 Corrosion resistance			Meets the product standard's requirements.
10.2.3.1 Verification of thermal stability of enclosures			Meets the product standard's requirements.
10.2.3.2 Verification of resistance of insulating materials to normal heat			Meets the product standard's requirements.
10.2.3.3 Verification of resistance of insulating materials to abnormal heat and fire due to internal electric effects			Meets the product standard's requirements.
10.2.4 Resistance to ultra-violet (UV) radiation			Meets the product standard's requirements.
10.2.5 Lifting			Does not apply, since the entire switchgear needs to be evaluated.
10.2.6 Mechanical impact			Does not apply, since the entire switchgear needs to be evaluated.
10.2.7 Inscriptions			Meets the product standard's requirements.
10.3 Degree of protection of ASSEMBLIES			Does not apply, since the entire switchgear needs to be evaluated.
10.4 Clearances and creepage distances			Meets the product standard's requirements.
10.5 Protection against electric shock			Does not apply, since the entire switchgear needs to be evaluated.
10.6 Incorporation of switching devices and components			Does not apply, since the entire switchgear needs to be evaluated.
10.7 Internal electrical circuits and connections			Is the panel builder's responsibility.
10.8 Connections for external conductors			Is the panel builder's responsibility.
10.9 Insulation properties			
10.9.2 Power-frequency electric strength			Is the panel builder's responsibility.
10.9.3 Impulse withstand voltage			Is the panel builder's responsibility.
10.9.4 Testing of enclosures made of insulating material			Is the panel builder's responsibility.
10.10 Temperature rise			The panel builder is responsible for the temperature rise calculation. Eaton will provide heat dissipation data for the devices.
10.11 Short-circuit rating			Is the panel builder's responsibility. The specifications for the switchgear must be observed.
10.12 Electromagnetic compatibility			Is the panel builder's responsibility. The specifications for the switchgear must be observed.
10.13 Mechanical function			The device meets the requirements, provided the information in the instruction leaflet (IL) is observed.

### Technical data ETIM 7.0

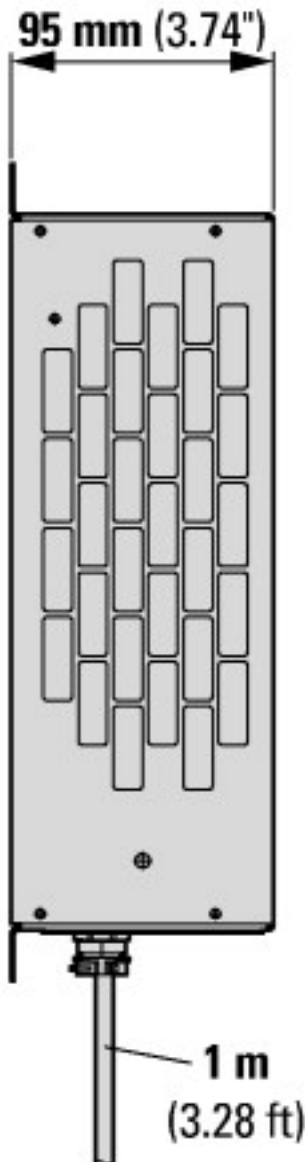
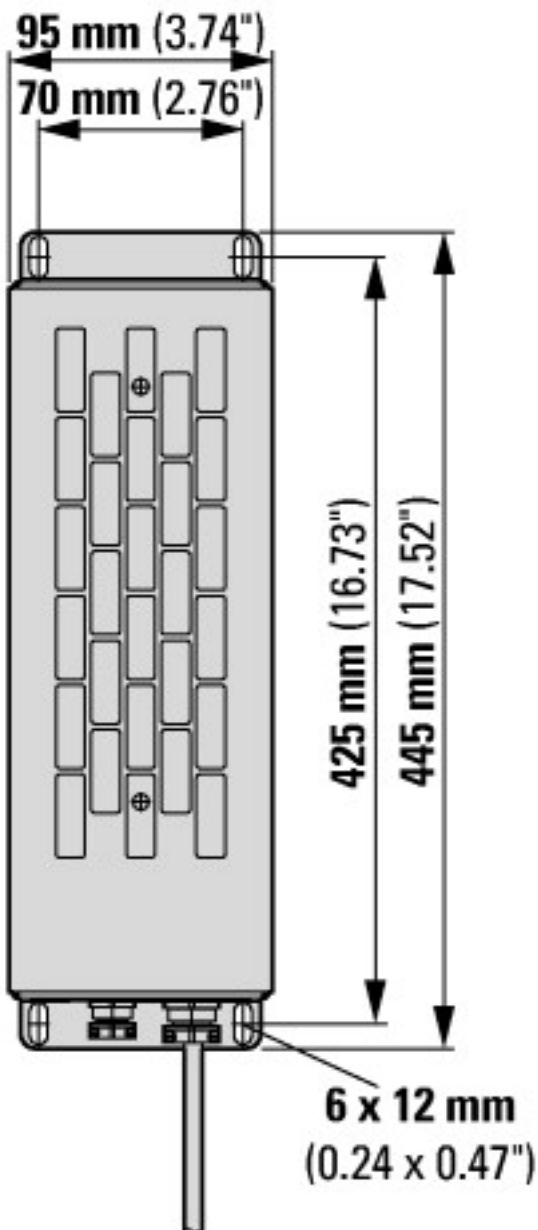
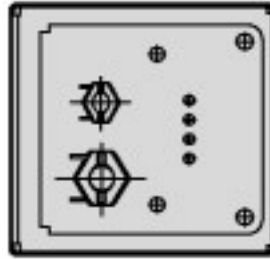
Low-voltage industrial components (EG000017) / Accessories for frequency controller (EC002025)			
Electric engineering, automation, process control engineering / Electrical drive / Static frequency converter / Static frequency converter (accessory) (ecl@ss10.0.1-27-02-31-92 [AFR303003])			
Type of accessory			Braking resistance

### Approvals

Product Standards			UL508; C22.2
-------------------	--	--	--------------

UL File No.	E300273
UL Category Control No.	NMTR2, NMTR8
CSA File No.	UL report applies to both US and Canada
North America Certification	UL listed, certified by UL for use in Canada
Suitable for	Branch circuits
Max. Voltage Rating	600
Degree of Protection	IEC: IP00

## Dimensions



**2.4 kg**  
(5.29 lbs)

## Assets (links)

### Declaration of CE Conformity

00003137

### Instruction Leaflets

IL040015ZU2018\_04

## Additional product information (links)

### IL040015ZU Braking Resistor

IL040015ZU Braking Resistor

[ftp://ftp.moeller.net/DOCUMENTATION/AWA\\_INSTRUCTIONS/IL040015ZU2018\\_10.pdf](ftp://ftp.moeller.net/DOCUMENTATION/AWA_INSTRUCTIONS/IL040015ZU2018_10.pdf)

CA04020001Z-EN Product Range Catalog:  
Efficient Engineering for Starting and  
Controlling Motors

[http://www.eaton.eu/DE/ecm/groups/public/@pub/@europe/@electrical/documents/content/pct\\_1095238.pdf](http://www.eaton.eu/DE/ecm/groups/public/@pub/@europe/@electrical/documents/content/pct_1095238.pdf)