



Fireman's switch, 25A, MV, UA 230V50Hz

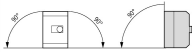
Part no. SOL30-SAFETY/2MV-U(230V50HZ)
Catalog No. 144123
Alternate Catalog No. SOL30-SAFETY-2MV-UF
EL-Nummer (Norway) 4300326

Delivery program

Product range			Switchgear for photovoltaic systems
Subrange			Fireman's switch
Product range			Fireman's Switch
Application field			Residential buildings Utility buildings
Part no.			SOL-Safety
Rated operational voltage	U_e	V	1000
Rated operational current at DC-21A	I_e	A	25
Rated operational current at DC-PV1	I_e	A	25
Inputs number of strings			2
Inputs connection type			M12
Outputs number of strings			1
Outputs connection type			M12

Technical data

General

Standards			IEC/EN 60 947-3
Mounting position			
Description			Application: DC isolation in photovoltaic systems between PV generator and power inverter for disconnecting power Remote tripping with integrated undervoltage release 230 V, 50 Hz Signalling of switch state via auxiliary contact 1 N/O and 1 NC Prewired ready for connection Lockable with padlock in OFF position Spring switch function

Electrical

Number of poles			2 pole
Rated operational voltage	U_e	V	1000
Rated operational current at DC-21A	I_e	A	25
Rated operational current at DC-PV1	I_e	A	25
Rated short-time withstand current (t=1s)	I_{cw}	kA	0.7
up to 440 V 50/60 Hz	I_{cm}	kA	0.3
Utilization category			DC-21 A
Overvoltage category/pollution degree			III/3
Rated impulse withstand voltage	U_{imp}	kV	8
Electrical		Operations	500
Internal resistance		mΩ	7

Mechanical

Weight		kg	0.47
Degree of Protection			IP65
Ambient temperature			
Open		°C	-25 - +60
Climatic proofing			Damp heat, constant, to IEC 60068-2-78 Damp heat, cyclic, to IEC 60068-2-30
Lifespan, mechanical	Operations		100000
Max. operating frequency		Ops/h	120

Design verification as per IEC/EN 61439

Technical data for design verification			
Operating ambient temperature min.		°C	-25
Operating ambient temperature max.		°C	60

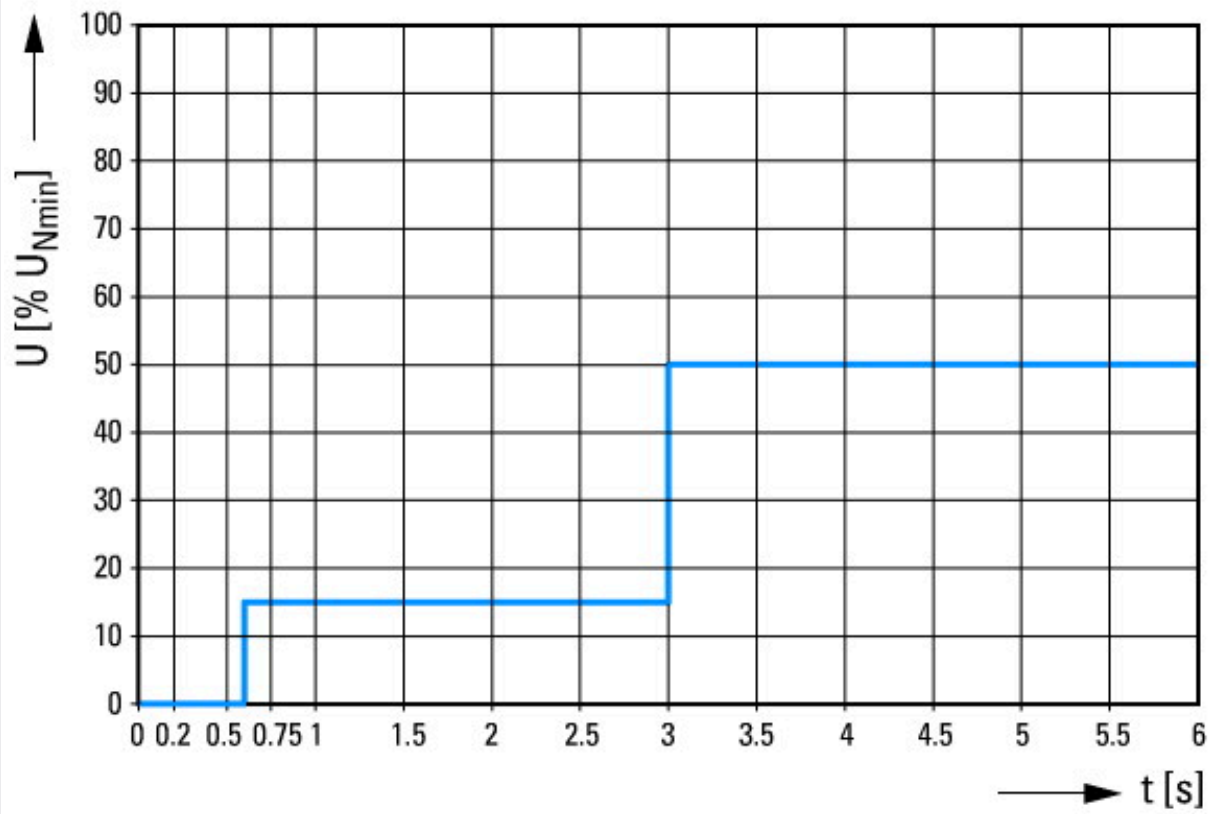
Technical data ETIM 7.0

Low-voltage industrial components (EG000017) / Switch disconnecter (EC000216)			
Electric engineering, automation, process control engineering / Low-voltage switch technology / Off-load switch, circuit breaker, control switch / Switch disconnecter (ec1@ss10.0.1-27-37-14-03 [AKF060013])			
Version as main switch			No
Version as maintenance-/service switch			Yes
Version as safety switch			No
Version as emergency stop installation			No
Version as reversing switch			No
Number of switches			1
Max. rated operation voltage Ue AC		V	0
Rated operating voltage		V	1000 - 1000
Rated permanent current Iu		A	32
Rated permanent current at AC-23, 400 V		A	0
Rated permanent current at AC-21, 400 V		A	0
Rated operation power at AC-3, 400 V		kW	0
Rated short-time withstand current Icw		kA	0.36
Rated operation power at AC-23, 400 V		kW	0
Switching power at 400 V		kW	30
Conditioned rated short-circuit current Iq		kA	0
Number of poles			2
Number of auxiliary contacts as normally closed contact			0
Number of auxiliary contacts as normally open contact			0
Number of auxiliary contacts as change-over contact			1
Motor drive optional			No
Motor drive integrated			No
Voltage release optional			Yes
Device construction			Complete device in housing
Suitable for ground mounting			Yes
Suitable for front mounting 4-hole			No
Suitable for front mounting centre			No
Suitable for distribution board installation			No
Suitable for intermediate mounting			No
Colour control element			Red
Type of control element			Toggle
Interlockable			No
Type of electrical connection of main circuit			Other
Degree of protection (IP), front side			IP65
Degree of protection (NEMA)			Other

Approvals

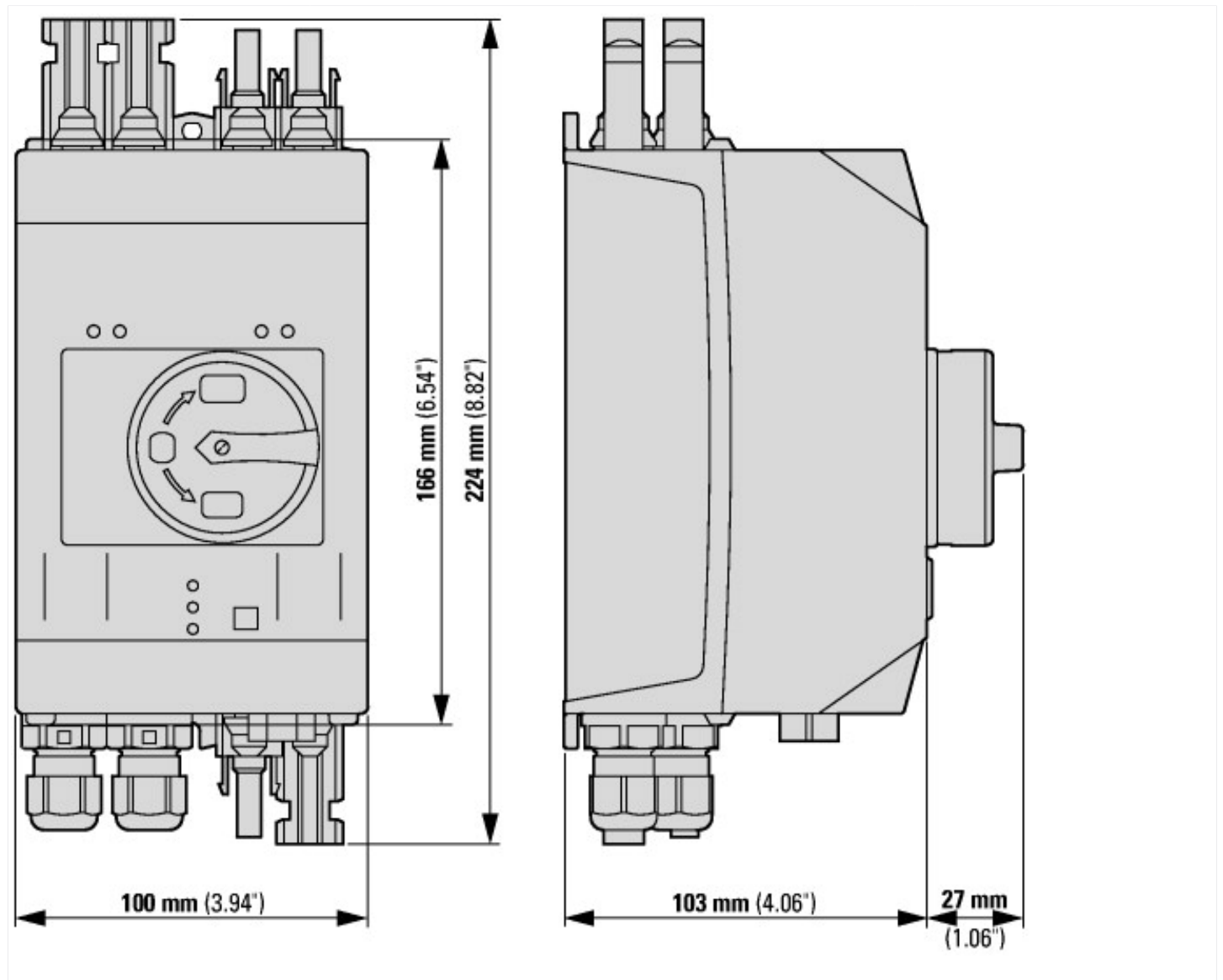
Specially designed for North America			No
--------------------------------------	--	--	----

Characteristics



Limits for the delay times used to maintain operation in the event of voltage fluctuations.

Dimensions



Assets (links)

Declaration of CE Conformity

00003241

Instruction Leaflets

IL03801002Z2018_06

Additional product information (links)

IL03801002Z SOL30-SAFETY/2M...

IL03801002Z SOL30-SAFETY/2M...

ftp://ftp.moeller.net/DOCUMENTATION/AWA_INSTRUCTIONS/IL03801002Z2018_06.pdf

Motor starters and "Special Purpose Ratings" for the North American market

http://www.eaton.eu/ecm/groups/public/@pub/@europe/@electrical/documents/content/pct_3258146.pdf

Busbar Component Adapters for modern Industrial control panels

http://www.moeller.net/binary/ver_techpapers/ver960en.pdf