




Emergency stop/emergency switching off pushbutton, RMQ-Titan, MS2, Red






Part no. M22-PVS-MS2
Catalog No. 111771
Alternate Catalog No. M22-PVS-MS2Q

Delivery program

Product range			RMQ-Titan
Basic function			Controlled stop pushbuttons/emergency-stop buttons
Single unit/Complete unit			Single unit
Colour			
Mushroom head			Red
			
Connection to SmartWire-DT			no

Technical data

General

shipping classification			DNV GL LR
			  

Design verification as per IEC/EN 61439

Technical data for design verification				
Rated operational current for specified heat dissipation	I_n	A		0
Heat dissipation per pole, current-dependent	P_{vid}	W		0
Equipment heat dissipation, current-dependent	P_{vid}	W		0
Static heat dissipation, non-current-dependent	P_{vs}	W		0
Heat dissipation capacity	P_{diss}	W		0
IEC/EN 61439 design verification				
10.2 Strength of materials and parts				
10.2.2 Corrosion resistance				Meets the product standard's requirements.
10.2.3.1 Verification of thermal stability of enclosures				Meets the product standard's requirements.
10.2.3.2 Verification of resistance of insulating materials to normal heat				Meets the product standard's requirements.
10.2.3.3 Verification of resistance of insulating materials to abnormal heat and fire due to internal electric effects				Meets the product standard's requirements.
10.2.4 Resistance to ultra-violet (UV) radiation				Please enquire
10.2.5 Lifting				Does not apply, since the entire switchgear needs to be evaluated.
10.2.6 Mechanical impact				Does not apply, since the entire switchgear needs to be evaluated.
10.2.7 Inscriptions				Meets the product standard's requirements.
10.3 Degree of protection of ASSEMBLIES				Does not apply, since the entire switchgear needs to be evaluated.
10.4 Clearances and creepage distances				Meets the product standard's requirements.

10.5 Protection against electric shock		Does not apply, since the entire switchgear needs to be evaluated.
10.6 Incorporation of switching devices and components		Does not apply, since the entire switchgear needs to be evaluated.
10.7 Internal electrical circuits and connections		Is the panel builder's responsibility.
10.8 Connections for external conductors		Is the panel builder's responsibility.
10.9 Insulation properties		
10.9.2 Power-frequency electric strength		Is the panel builder's responsibility.
10.9.3 Impulse withstand voltage		Is the panel builder's responsibility.
10.9.4 Testing of enclosures made of insulating material		Is the panel builder's responsibility.
10.10 Temperature rise		Not applicable.
10.11 Short-circuit rating		Is the panel builder's responsibility. The specifications for the switchgear must be observed.
10.12 Electromagnetic compatibility		Is the panel builder's responsibility. The specifications for the switchgear must be observed.
10.13 Mechanical function		The device meets the requirements, provided the information in the instruction leaflet (IL) is observed.

Technical data ETIM 7.0

Low-voltage industrial components (EG000017) / Front element for mushroom push-button (EC001038)

Electric engineering, automation, process control engineering / Low-voltage switch technology / Command and alarm device / Front element for mushroom push-button actuators (ecl@ss10.0.1-27-37-12-12 [AKF030014])

Colour button		Red
Construction type lens		Round
Diameter cap	mm	38
Hole diameter	mm	22.5
Width opening	mm	0
Height opening	mm	0
Degree of protection (IP)		IP67/IP69K
Degree of protection (NEMA)		4X
Type of button		Flat
Suitable for illumination		No
Switching function latching		Yes
Spring-return		No
With front ring		No
Material front ring		Plastic
Colour front ring		Chrome
Suitable for emergency stop		Yes
Unlocking method		Key-release