

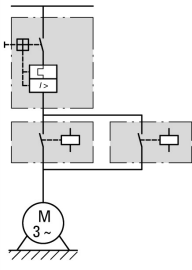




Reversing starter, 380 V 400 V 415 V: 3 kW, I_r= 6.3 - 10 A, 24 V DC, DC voltage

Part no. MSC-R-10-M7(24VDC)/BBA
Catalog No. 103005
Alternate Catalog XTSR010B007BTDNL-A
No.
EL-Nummer 4315466
(Norway)

Delivery program

Basic function				Reversing starters (complete devices)
Basic device				MSC
				
Notes				Also suitable for motors with efficiency class IE3. IE3-ready devices are identified by the logo on their packaging.
Connection to SmartWire-DT				no
Motor ratings				
Motor rating				
AC-3				
380 V 400 V 415 V	P	kW		3
Rated operational current				
AC-3				
380 V 400 V 415 V	I _e	A		6.6
Rated short-circuit current 380 - 415 V	I _q	kA		100
Setting range				
Setting range of overload releases	I _r	A		6.3 - 10
				
Coordination				Type of coordination "1"
Contact sequence				
Actuating voltage				24 V DC DC voltage
Motor-protective circuit-breakers PKZM0-10				
Contactor DILM7-01(...)				
DOL starter wiring set				
Mechanical connection element and electrical electric contact module PKZM0-XRM12				
Notes				
The reversing starter (complete units) consists of a PKZM0 motor protective circuit breaker and two DILM contactors.				
These combinations are mounted on the busbar adapters.				
The connection of the main circuit between the motor protective circuit breaker and the contactor is established with an electrical contact module.				
Complete units with mechanical interlock, starters up to 12 A also feature electrical interlock.				
Further information				
Technical data PKZM0			Page	→ PKZM0
Accessories PKZ				→ 072896
Technical data DILM				→ DILM
Accessories DIL				→ 281199

Technical data

General

Standards			UL 508 (on request) CSA C 22.2 No. 14 (on request)
Altitude		m	Max. 2000
Ambient temperature			-25 - +55

Main conducting paths

Rated impulse withstand voltage	U_{imp}	V AC	6000
Overvoltage category/pollution degree			III/3
Rated operational voltage	U_e	V	230 - 415
Rated operational current			
Open, 3-pole: 50 – 60 Hz			
380 V 400 V	I_e	A	7

Additional technical data

Motor protective circuit breaker PKZM0, PKE			PKZM0 motor-protective circuit-breakers, see motor-protective circuit-breakers/ PKZM0 product group DILM contactors, see contactor product group DILET timing relay, ETR, see contactors, electronic timing relays product group
---	--	--	---

Power consumption

DC operated	Sealing	W	3
-------------	---------	---	---

Rating data for approved types

Auxiliary contacts			
Pilot Duty			
AC operated			A600
DC operated			P300
General Use			
AC		V	600
AC		A	15
DC		V	250
DC		A	1

Design verification as per IEC/EN 61439

Technical data for design verification			
Rated operational current for specified heat dissipation	I_n	A	10
Heat dissipation per pole, current-dependent	P_{vid}	W	3.1
Equipment heat dissipation, current-dependent	P_{vid}	W	9.3
Static heat dissipation, non-current-dependent	P_{vs}	W	2.6
Heat dissipation capacity	P_{diss}	W	0
Operating ambient temperature min.		°C	-25
Operating ambient temperature max.		°C	55
IEC/EN 61439 design verification			
10.2 Strength of materials and parts			
10.2.2 Corrosion resistance			
10.2.3.1 Verification of thermal stability of enclosures			
10.2.3.2 Verification of resistance of insulating materials to normal heat			
10.2.3.3 Verification of resistance of insulating materials to abnormal heat and fire due to internal electric effects			
10.2.4 Resistance to ultra-violet (UV) radiation			
10.2.5 Lifting			
10.2.6 Mechanical impact			
10.2.7 Inscriptions			
10.3 Degree of protection of ASSEMBLIES			
10.4 Clearances and creepage distances			
10.5 Protection against electric shock			
10.6 Incorporation of switching devices and components			
10.7 Internal electrical circuits and connections			
10.8 Connections for external conductors			
10.9 Insulation properties			

10.9.2 Power-frequency electric strength		Is the panel builder's responsibility.
10.9.3 Impulse withstand voltage		Is the panel builder's responsibility.
10.9.4 Testing of enclosures made of insulating material		Is the panel builder's responsibility.
10.10 Temperature rise		The panel builder is responsible for the temperature rise calculation. Eaton will provide heat dissipation data for the devices.
10.11 Short-circuit rating		Is the panel builder's responsibility. The specifications for the switchgear must be observed.
10.12 Electromagnetic compatibility		Is the panel builder's responsibility. The specifications for the switchgear must be observed.
10.13 Mechanical function		The device meets the requirements, provided the information in the instruction leaflet (IL) is observed.

Technical data ETIM 7.0

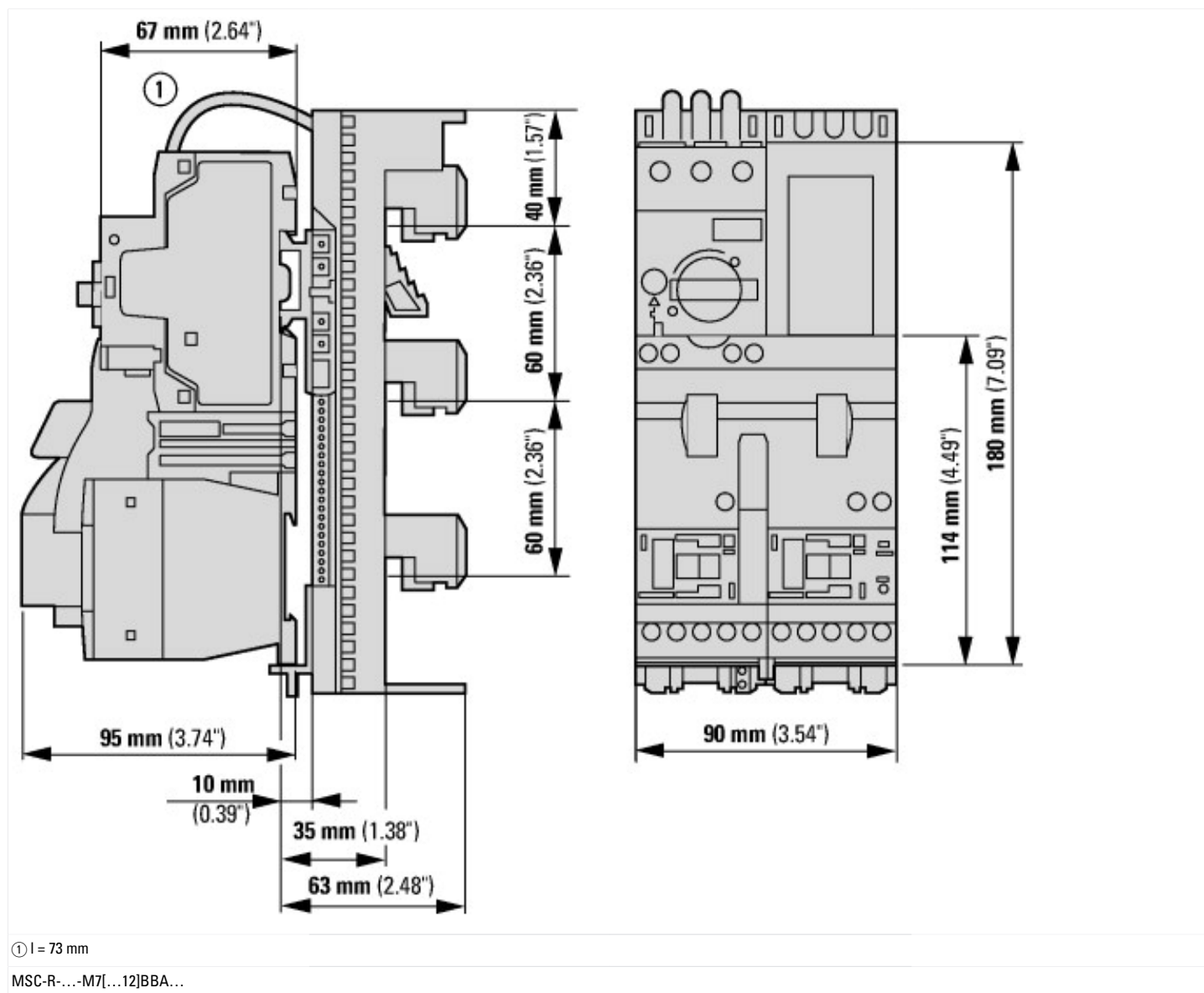
Low-voltage industrial components (EG000017) / Motor starter/Motor starter combination (EC001037)		
Electric engineering, automation, process control engineering / Low-voltage switch technology / Load breakout, motor breakout / Motor starter combination (ecl@ss10.0.1-27-37-09-05 [AJZ718013])		
Kind of motor starter		Reversing starter
With short-circuit release		Yes
Rated control supply voltage Us at AC 50HZ	V	0 - 0
Rated control supply voltage Us at AC 60HZ	V	0 - 0
Rated control supply voltage Us at DC	V	24 - 24
Voltage type for actuating		DC
Rated operation power at AC-3, 230 V, 3-phase	kW	1.5
Rated operation power at AC-3, 400 V	kW	3
Rated power, 460 V, 60 Hz, 3-phase	kW	0
Rated power, 575 V, 60 Hz, 3-phase	kW	0
Rated operation current Ie	A	6.6
Rated operation current at AC-3, 400 V	A	7
Overload release current setting	A	6.3 - 10
Rated conditional short-circuit current, type 1, 480 Y/277 V	A	0
Rated conditional short-circuit current, type 1, 600 Y/347 V	A	0
Rated conditional short-circuit current, type 2, 230 V	A	0
Rated conditional short-circuit current, type 2, 400 V	A	0
Number of auxiliary contacts as normally open contact		0
Number of auxiliary contacts as normally closed contact		0
Ambient temperature, upper operating limit	°C	60
Temperature compensated overload protection		Yes
Release class		CLASS 10
Type of electrical connection of main circuit		Screw connection
Type of electrical connection for auxiliary- and control current circuit		Screw connection
Rail mounting possible		Yes
With transformer		No
Number of command positions		0
Suitable for emergency stop		No
Coordination class according to IEC 60947-4-3		Class 1
Number of indicator lights		0
External reset possible		No
With fuse		No
Degree of protection (IP)		IP20
Degree of protection (NEMA)		Other
Supporting protocol for TCP/IP		No
Supporting protocol for PROFIBUS		No
Supporting protocol for CAN		No
Supporting protocol for INTERBUS		No
Supporting protocol for ASI		No
Supporting protocol for MODBUS		No
Supporting protocol for Data-Highway		No

Supporting protocol for DeviceNet			No
Supporting protocol for SUCONET			No
Supporting protocol for LON			No
Supporting protocol for PROFINET IO			No
Supporting protocol for PROFINET CBA			No
Supporting protocol for SERCOS			No
Supporting protocol for Foundation Fieldbus			No
Supporting protocol for EtherNet/IP			No
Supporting protocol for AS-Interface Safety at Work			No
Supporting protocol for DeviceNet Safety			No
Supporting protocol for INTERBUS-Safety			No
Supporting protocol for PROFIsafe			No
Supporting protocol for SafetyBUS p			No
Supporting protocol for other bus systems			No
Width		mm	90
Height		mm	200
Depth		mm	154

Approvals

Product Standards			UL60947-4-1A; CSA-C22.2 No. 14-10; IEC60947-4-1; CE marking
UL File No.			E123500
UL Category Control No.			NKJH
CSA File No.			12528
CSA Class No.			3211-04
North America Certification			UL listed, CSA certified
Specially designed for North America			No

Dimensions



Assets (links)

Declaration of CE Conformity

00002885

Instruction Leaflets

IL03402006Z2018_04

Additional product information (links)

IL03402006Z (AWA1210-2248) Reversing starter to 12 A	
IL03402006Z (AWA1210-2248) Reversing starter to 12 A	ftp://ftp.moeller.net/DOCUMENTATION/AWA_INSTRUCTIONS/IL03402006Z2018_04.pdf
IL03402015Z (AWA1210-2324) Busbar adapter	
IL03402015Z (AWA1210-2324) Busbar adapter	ftp://ftp.moeller.net/DOCUMENTATION/AWA_INSTRUCTIONS/IL03402015Z2018_05.pdf
Motor starters and "Special Purpose Ratings" for the North American market	http://www.eaton.eu/ecm/groups/public/@pub/@europe/@electrical/documents/content/pct_3258146.pdf
Busbar Component Adapters for modern Industrial control panels	http://www.moeller.net/binary/ver_techpapers/ver960en.pdf