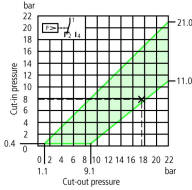




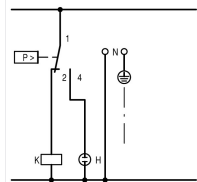
Pressure switches with auxiliary contacts, 25 bar, 1 changeover contact, IP65

Part no. MCS22
Catalog No. 098019
Alternate Catalog No. MCS22
EL-Nummer (Norway) 4356107


Delivery program

| | | | |
|--|--|-----|--|
| Note on use | | | This product complies with Low-Voltage Directive 2014/35/EC and EMC Directive 2014/30/EC and meets the requirements in EN 60947-5-1. This product does not meet the rail industry's standard requirements. Accordingly, the user must review it separately for the specific application at hand. |
| Product range | | | Pressure switches with auxiliary contacts |
| Degree of Protection | | | IP65 |
| Contacts | | | 1 changeover contact |
| Cut-in pressure and cut-out pressure: separate stepless adjustment. All the intersection points within the diagram area can be set. | | | |
| | | |  |
| | | | Min. switching differential: 0.7 bar Example: Cut-out pressure 17.5 bar Cut-in pressure 7.8 bar Variable switching differential |
| Max. operating pressure | | bar | 25 |

Notes



Features:

- Pressure pipe flange R ¼"
- If required: pressure pipe flange R ½"
- IP65 in conjunction with V-M20 cable gland
- 1 Insulated protective conductor terminal 
- 2 cable entry knockouts for M20
- Neoprene membrane, resistant to aging, air, engine oil, and water min. -25 °C, max. +80 °C

Cut-in and cut-out pressures are factory-preset as specified with type suffix: →#203948

R ¼" corresponds to G ¼

R ½" corresponds to G ½ according to ISO 228-1

Auxiliary contact to IEC/EN 60947-1

Technical data

General

| | | | |
|--------------------|--|-----|------------------|
| Standards | | | IEC/EN 60947-5-1 |
| Test pressure | | bar | 32 |
| Rupturing pressure | | bar | 90 |

| | | | |
|---|-----------------------------|-------------------|--|
| Operating frequency | Operations/h | | ≤ 1500 |
| Climatic proofing | | | Damp heat, constant, to IEC 60068-2-78 Damp heat, cyclic, to IEC 60068-2-30 |
| Ambient temperature | | | -25 - 70 |
| Degree of Protection | | | IP65 |
| Mounting position | | | As required |
| Mechanical shock resistance to IEC 60068-2-27 | Half-sinusoidal shock 20 ms | g | > 10 |
| Vibration resistance acc. to IEC/EN 60068-2-6 | Amplitude 1 mm | Hz | 36 |
| lifespan | Operations | x 10 ⁶ | 1 |
| Terminal capacities | | mm ² | |
| Solid | | mm ² | 1 x (0.75 - 2.5) 2 x (0.75 - 1.5) |
| Flexible with ferrules to DIN 46228 | | mm ² | 1 x (0.5 - 1.5) |
| Terminations | | | Tunnel terminal |
| Terminal screw | | | M3 |
| Tightening torque of terminal screw | | Nm | 0.5 |

Contacts/switching capacity

| | | | |
|---------------------------------------|------------------|------|-----------|
| Rated impulse withstand voltage | U _{imp} | V AC | 4000 |
| Rated insulation voltage | U _i | V | 400 |
| Overvoltage category/pollution degree | | | III/3 |
| Max. short-circuit protective device | | | |
| Fuseless | | Type | PKZM0-6,3 |
| Fuse | gG/gL | A | 10 |
| AC-15 | | | |
| Rated operational current | | | |
| 230 V, 50/60Hz | | A | 2 |
| DC-13 | | | |
| Rated operational current | | | |
| 24 V | | A | 2 |
| 110 V | | A | 0.25 |
| Rated frequency | f | Hz | 50 |

Design verification as per IEC/EN 61439

| | | | |
|--|--|----|-----|
| Technical data for design verification | | | |
| Operating ambient temperature min. | | °C | -25 |
| Operating ambient temperature max. | | °C | 70 |

Technical data ETIM 7.0

| | | | |
|---|--|-----|-------------------------------------|
| Low-voltage industrial components (EG000017) / Pressure switch (EC000243) | | | |
| Electric engineering, automation, process control engineering / Low-voltage switch technology / Monitoring equipment (low-voltage switch technology) / Pressure monitoring equipment (ecl@ss10.0.1-27-37-18-14 [AKF108014]) | | | |
| Suitable as guard | | | Yes |
| Suitable as 2-point controller | | | Yes |
| Suitable as limiter | | | No |
| Max. operation pressure | | hPa | 25000 |
| Engaging pressure | | bar | 0 - 21 |
| Initial setting | | hPa | 0 - 0 |
| Switch off pressure | | bar | 0 - 22 |
| End setting | | hPa | 0 - 0 |
| Pressure-switching differential | | bar | 0 |
| Max. test pressure | | bar | 32 |
| Bursting pressure | | bar | 90 |
| Medium temperature | | °C | 25 - 80 |
| Connection | | | Inner thread gas cylindrical (BSPP) |

| | | |
|---|----|------------------|
| Thread size | | 1/4 inch |
| Rated voltage Ue at AC 50 Hz | V | 0 - 230 |
| Rated voltage Ue at AC 60 Hz | V | 0 - 230 |
| Rated voltage Ue at DC | V | 0 - 110 |
| Initial value measuring range pressure | Pa | 0 |
| End value measuring range pressure | Pa | 0 |
| Rated operation power at AC-3, 400 V | kW | 0 |
| Switching capacity at AC-3, 240 V | kA | 0 |
| Rated operation current Ie at AC-1, 400 V | A | 0 |
| Rated operation current Ie at AC-3, 400 V | A | 0 |
| Number of auxiliary contacts as normally open contact | | 0 |
| Number of auxiliary contacts as normally closed contact | | 0 |
| Number of auxiliary contacts as change-over contact | | 1 |
| Type of electric connection | | Screw connection |
| Number of normally closed contacts as main contact | | 0 |
| Number of main contacts as normally open contact | | 0 |
| Adjustable current range | A | 0 - 0 |
| With hand operation | | No |
| With manual on/off switch | | No |
| Electronic version | | No |
| With display | | No |
| Explosion-proof | | No |
| Degree of protection (IP) | | IP65 |
| Degree of protection (NEMA) | | Other |
| Height | mm | 110 |
| Width | mm | 60 |
| Diameter | mm | 0 |
| Depth | mm | 96 |

Approvals

| | | |
|-----------------------------|--|-------------------|
| Product Standards | | CSA-CC22.2 No. 14 |
| CSA File No. | | 12528 |
| CSA Class No. | | 3211-06 |
| North America Certification | | CSA certified |

Dimensions

