










**Connection terminal, 400A, 1p, flat/round**

**Part no.** K240/1  
**Catalog No.** 091458  
**EL-Nummer (Norway)** 4132417

**Delivery program**

Product range			General switchboard accessories
Product function			Accessories panel building
Accessories			Terminations
Accessories			Terminals, 160 – 1000 A
Rated insulation voltage	U <sub>i</sub>	V AC	1000
Description			Including labels for terminal marking U, V, W - X, Y, Z - L1, L2, L3 - T1, T2, T3 - PE, N, PEN,  Relationship of rated operational current → terminal capacity to IEC/EN 60439, VDE 0660 Part 500 or EN 50021 Outer terminal for round or sectoral conductor, other side for Cu strip
Rated operational current	I <sub>e</sub>	A	400
Pole			1
<b>Terminal capacity</b>			
Cu/Al cable			Cu  Round stranded  Sectoral stranded  Round solid  Sectoral solid Al  Round solid  Sectoral solid
Al cable			1 x 50 - 240 2 x 25 - 120
Copper band		mm	Al  Sectoral solid 1 x 95 - 185 2 x 50 - 95
conductor			6 x 16 x 0.8 - 10 x 16 x 0.8 # copper strip 25 x 15  Cu bar
<b>Notes</b> Conversion kits for strip terminal in cable connection available separately Terminal covers available separately			

**Technical data ETIM 7.0**

Energy distribution systems (EG000015) / Rail terminal bar (EC000275)			
Electric engineering, automation, process control engineering / Electrical insulation and connecting material / Energy distribution system / Rail terminal bar clamp (ecI@ss10.0.1-27-40-06-03 [AC0369011])			
Number of poles			1
Nominal current		A	400
Connection type			Screwing
Mounting method			Screw
Number of connections total			1
Number of connections < 6 mm <sup>2</sup>			0
Number of connections 10 mm <sup>2</sup>			0

Number of connections 16 mm <sup>2</sup>		0
Number of connections 25 mm <sup>2</sup>		0
Number of connections > 25 mm <sup>2</sup>		1
Number of connections < AWG 6		0
Number of connections AWG 6		0
Number of connections AWG 4		0
Number of connections AWG 2		0
Number of connections AWG 4/0		0
Number of connections 250 kcmil		0
Number of connections > 250 kcmil		0
Contact safe		Yes
Height	mm	100
Width	mm	52
Depth	mm	115

## Dimensions

