



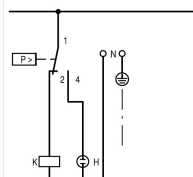
Pressure switch, 1W, 15bar

Part no. MCS11-U
Catalog No. 090900
Alternate Catalog No. MCS11-U


Delivery program

Product range		Pressure switches with auxiliary contacts
Degree of Protection		IP65
		Variable switching differential

Notes



Features:

- Pressure pipe flange R ¼"
- If required: pressure pipe flange R ½"
- IP65 in conjunction with V-M20 cable gland
- 1 Insulated protective conductor terminal 
- 2 cable entry knockouts for M20
- Neoprene membrane, resistant to aging, air, engine oil, and water min. -25 °C, max. +80 °C

Cut-in and cut-out pressures are factory-preset as specified with type suffix: →#203948

R ¼" corresponds to G ¼

R ½" corresponds to G ½ according to ISO 228-1

Auxiliary contact to IEC/EN 60947-1

Technical data

General

Standards			IEC/EN 60947-5-1
Test pressure		bar	32
Rupturing pressure		bar	90
Climatic proofing			Damp heat, constant, to IEC 60068-2-78 Damp heat, cyclic, to IEC 60068-2-30
Ambient temperature			25 - 70
Degree of Protection			IP65
Mounting position			As required
Mechanical shock resistance to IEC 60068-2-27	Half-sinusoidal shock 20 ms	g	> 10
Vibration resistance acc. to IEC/EN 60068-2-6	Amplitude 1 mm	Hz	36
Terminal capacities		mm ²	
Solid		mm ²	1 x (0.75 - 2.5)
Flexible with ferrules to DIN 46228		mm ²	1 x (0.5 - 1.5)
Terminations			Tunnel terminal
Terminal screw			M3
Tightening torque of terminal screw		Nm	0.5

Contacts/switching capacity

Rated impulse withstand voltage	U _{imp}	V AC	4000
Rated insulation voltage	U _i	V	400

Overvoltage category/pollution degree			III/3
Max. short-circuit protective device			
Fuse	gG/gL	A	10
DC-13			
Rated operational current			
24 V		A	2
110 V		A	0.25
Rated frequency	f	Hz	50

Design verification as per IEC/EN 61439

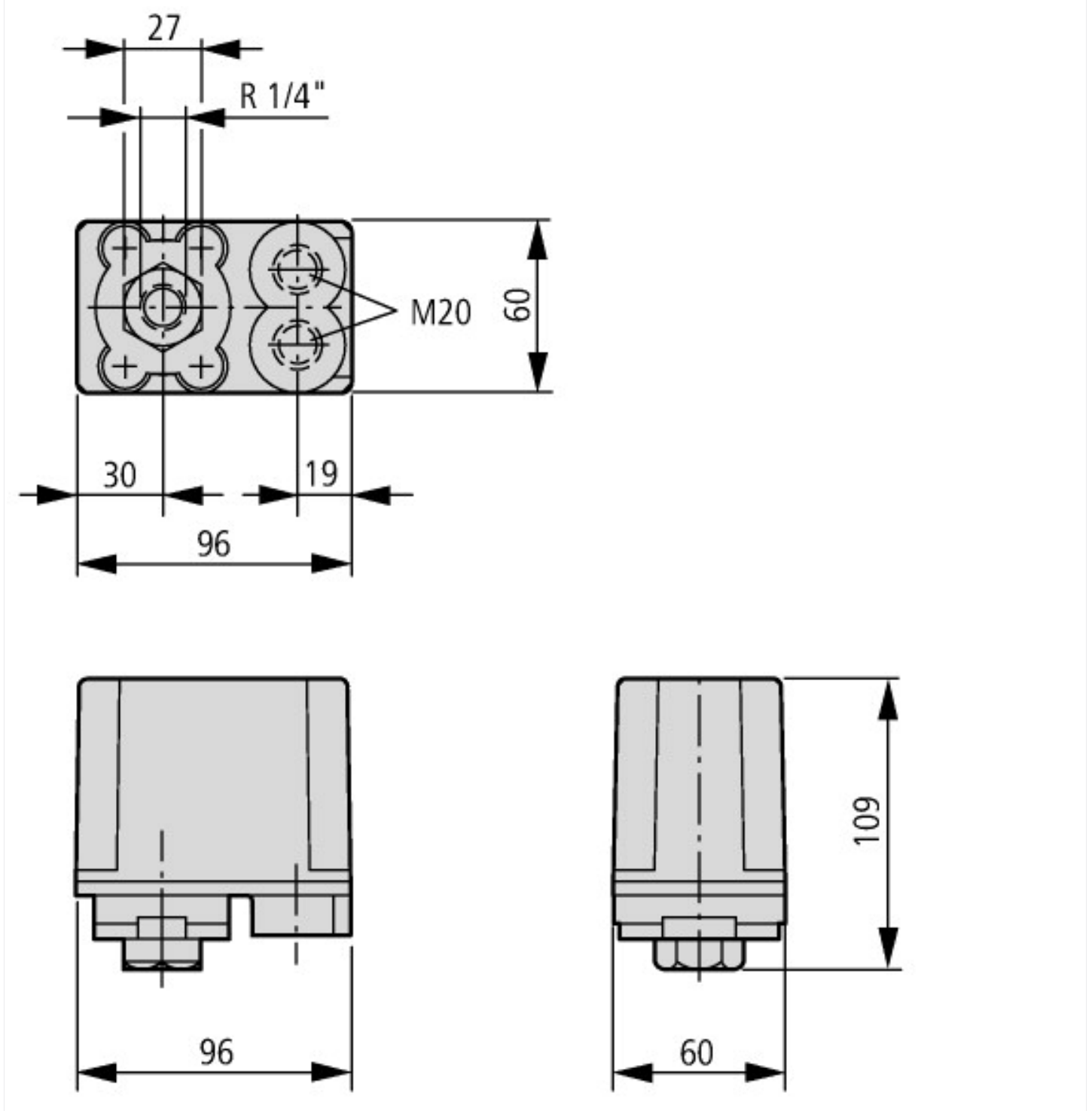
Technical data for design verification			
Operating ambient temperature min.		°C	25
Operating ambient temperature max.		°C	70

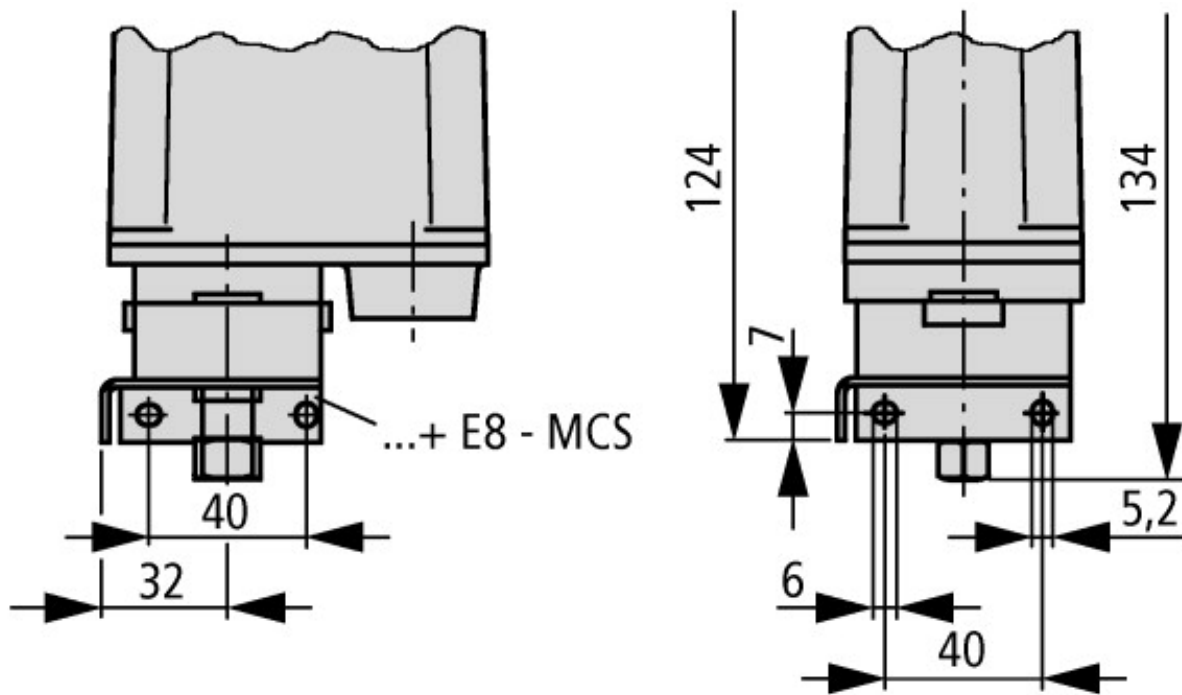
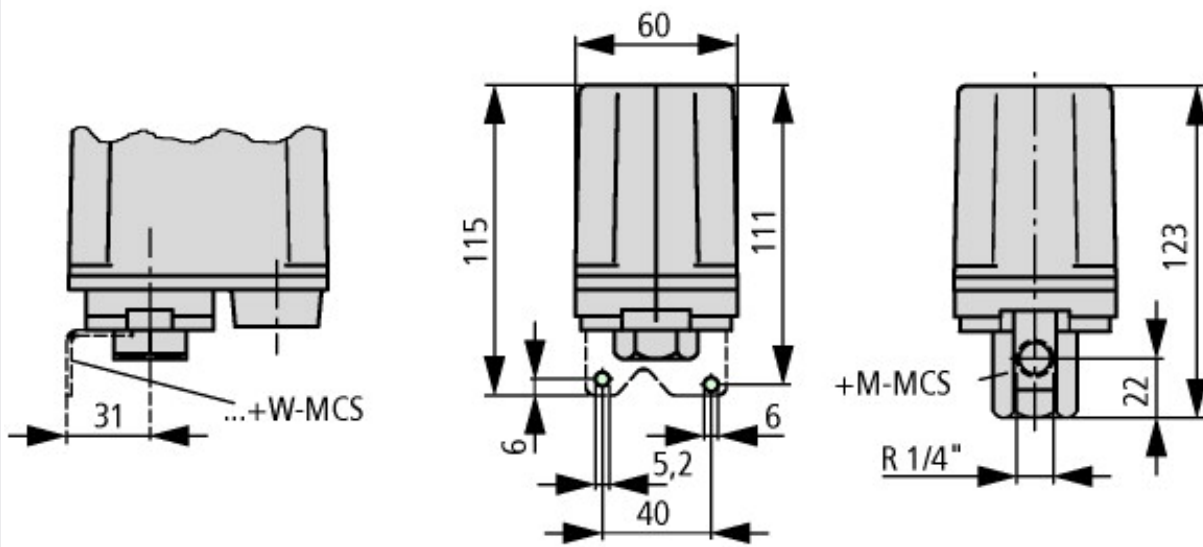
Technical data ETIM 7.0

Low-voltage industrial components (EG000017) / Pressure switch (EC000243)			
Electric engineering, automation, process control engineering / Low-voltage switch technology / Monitoring equipment (low-voltage switch technology) / Pressure monitoring equipment (ec1@ss10.0.1-27-37-18-14 [AKF108014])			
Suitable as guard			Yes
Suitable as 2-point controller			Yes
Suitable as limiter			No
Max. operation pressure		hPa	15000
Engaging pressure		bar	0 - 10.4
Initial setting		hPa	0 - 0
Switch off pressure		bar	0 - 11
End setting		hPa	0 - 0
Pressure-switching differential		bar	0
Max. test pressure		bar	32
Bursting pressure		bar	90
Medium temperature		°C	25 - 80
Connection			Inner thread gas cylindrical (BSPP)
Thread size			1/4 inch
Rated voltage U _e at AC 50 Hz		V	0 - 230
Rated voltage U _e at AC 60 Hz		V	0 - 230
Rated voltage U _e at DC		V	0 - 110
Initial value measuring range pressure		Pa	0
End value measuring range pressure		Pa	0
Rated operation power at AC-3, 400 V		kW	0
Switching capacity at AC-3, 240 V		kA	0
Rated operation current I _e at AC-1, 400 V		A	0
Rated operation current I _e at AC-3, 400 V		A	0
Number of auxiliary contacts as normally open contact			0
Number of auxiliary contacts as normally closed contact			0
Number of auxiliary contacts as change-over contact			1
Type of electric connection			Screw connection
Number of normally closed contacts as main contact			0
Number of main contacts as normally open contact			0
Adjustable current range		A	0 - 0
With hand operation			No
With manual on/off switch			No
Electronic version			No
With display			No
Explosion-proof			No
Degree of protection (IP)			IP65
Degree of protection (NEMA)			Other
Height		mm	100

Width	mm	60
Diameter	mm	0
Depth	mm	96

Dimensions





Assets (links)

Declaration of CE Conformity

00002838

Instruction Leaflets

IL05212001Z2018_05

Additional product information (links)

IL05212001Z (AWA1320-0132) Pressure switch

IL05212001Z (AWA1320-0132) Pressure switch ftp://ftp.moeller.net/DOCUMENTATION/AWA_INSTRUCTIONS/IL05212001Z2018_05.pdf