



Insulated enclosure, +knockouts, RAL7032, HxWxD=250x375x175mm



Part no. CI43E-150-RAL7032
Catalog No. 090155

EL-Nummer (Norway) 2502334

Delivery program

Dimensions	mm	
Product range		xEnergy Safety Ci
Basic function		Basic enclosures
Product function		Individual enclosures
Single unit/Complete unit		Single unit
Standards		EN 62208 EN 61439-2
Degree of Protection		IP65
Description		With metric knockouts in all sides of the enclosure Include fixing straps for wall mounting Sealable cover fasteners Full-area knockouts in the sides can be converted to a distribution board enclosure
Colour		RAL 7032, pebble grey (base) RAL 7032, pebble grey (cover)
Width	mm	375
Height	mm	250
Depth	mm	175
Mounting depth with mounting plate	mm	150
Mounting depth for mounting rail 7.5 mm height	mm	142.5
Mounting depth for mounting rail 15 mm height	mm	135

Enclosure depth

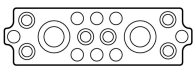
Legend for the graphic		Dimensions from top: Mounting depth with mounting plate Mounting depth for mounting rail 7.5 mm height Mounting depth for mounting rail 15 mm height Enclosure depth
------------------------	--	--

Enclosure depth	mm	
-----------------	----	--

For use with		Eaton Switching and protection devices
--------------	--	--

Notes

C

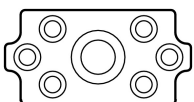


2 x M50/20

6 x M25/16

8 x M20

D



1 x M50/32

Technical data

General

Standards			EN 62208 EN 61439-2
Ambient temperature		°C	-40 - +80
Degree of Protection			IP65

Material characteristics

Material			glass-fibre reinforced polycarbonate (base) non-reinforced polycarbonate (cover) Halogen free
Surface treatment			Resistant to corrosion

Material properties

Thermal			
Temperature resistant			-40 °C - 120 °C (enclosure) 85 °C (enclosure bolt) 80 °C (gasket)
Chemical resistance			
Chemical resistant			Resistant against: Acids < 10 %, mineral oil, alcohol, gasoline, greases, salt solutions Partly resistant to: Acids > 10 % Not resistant to: alkalis, benzene
Atmospheric			
Saline spray			IEC 60068-2-11
UV resistance			Beneath protective shield
Flammability characteristics			
Flammability classification according to UL94			V1 (base) V2 (cover)

Design verification as per IEC/EN 61439

Technical data for design verification			
Heat dissipation, at an ambient temperature of 35°C, delta T: 20 degrees in top of the enclosure, calculated as per IEC 60890			
Individual enclosure for wall mounting	P _V	W	22
Starting enclosure for wall mounting	P _V	W	21
Middle enclosure for wall mounting	P _V	W	20
Heat dissipation, at an ambient temperature of 35°C, delta T: 35 degrees in top of the enclosure, calculated as per IEC 60890			
Individual enclosure for wall mounting	P _V	W	44
Starting enclosure for wall mounting	P _V	W	42
Middle enclosure for wall mounting	P _V	W	40
IEC/EN 61439 design verification			
10.2 Strength of materials and parts			
10.2.2 Corrosion resistance			
			Meets the product standard's requirements.
10.2.3.1 Verification of thermal stability of enclosures			
			Meets the product standard's requirements.
10.2.3.2 Verification of resistance of insulating materials to normal heat			
			Meets the product standard's requirements.
10.2.3.3 Verification of resistance of insulating materials to abnormal heat and fire due to internal electric effects			
			Lower part: 960 °C / cover: 850 °C; meets the product standard's requirements.
10.2.4 Resistance to ultra-violet (UV) radiation			
			Not relevant to indoor installations.
10.2.5 Lifting			
			10 kg per enclosure with support frame and lifting aid met; assembled and secured as per the latest applicable instruction leaflet.
10.2.6 Mechanical impact			
			IK10
10.2.7 Inscriptions			
			Meets the product standard's requirements.
10.3 Degree of protection of ASSEMBLIES			
			IP65
10.4 Clearances and creepage distances			
			Is the panel builder's responsibility.
10.5 Protection against electric shock			
			Protection class 2, therefore not applicable.
10.6 Incorporation of switching devices and components			
			Is the panel builder's responsibility.
10.7 Internal electrical circuits and connections			
			Is the panel builder's responsibility.
10.8 Connections for external conductors			
			Is the panel builder's responsibility.
10.9 Insulation properties			

10.9.2 Power-frequency electric strength		U _i = 1000 V AC
10.9.3 Impulse withstand voltage		8 kV
10.9.4 Testing of enclosures made of insulating material		Meets the product standard's requirements.
10.10 Temperature rise		The panel builder is responsible for the temperature rise calculation. Eaton will provide heat dissipation data for the devices.
10.11 Short-circuit rating		Is the panel builder's responsibility.
10.12 Electromagnetic compatibility		Is the panel builder's responsibility.
10.13 Mechanical function		Meets the product standard's requirements.

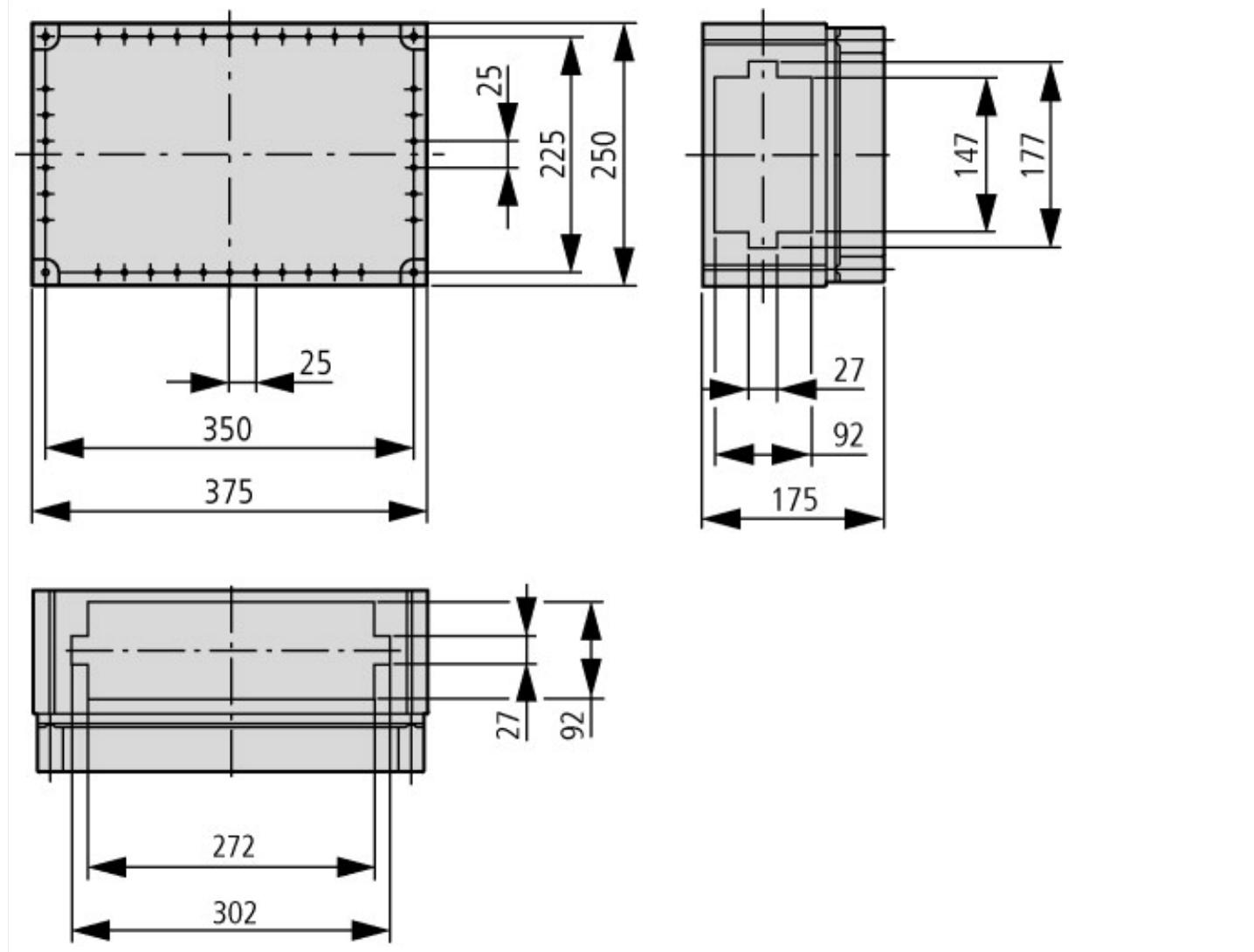
Technical data ETIM 7.0

Distribution boards (EG000023) / Empty cabinet (EC000058)

Electric engineering, automation, process control engineering / Electrical installation, device / Electrical distribution system (incl. small distribution board) / Empty cabinet (small distribution board) (ecl@ss10.0.1-27-14-24-08 [ACN385011])

Mounting method		Surface mounted (plaster)
Type of cover		Cover
Cover model		Closed
Type of door		None
Transparent cover/door		No
With lock		No
Nominal current (In)	A	1600
Height	mm	250
Width	mm	375
Depth	mm	175
Built-in depth	mm	150
Internal depth	mm	150
Plate thickness cabinet	mm	6
Plate thickness door/cover	mm	6
Colour		Grey
RAL-number		7032
Number of modules		1
Number of rows		0
Width in number of modular spacings		15
Number of openings for flange plates		4
Extension possible		Yes
Number of conduit inlets		76
Material housing		Plastic
Surface protection		Other
With mounting plate		No
Suitable for outdoor use		Yes
Suitable for lightning protection		Yes
Degree of protection (IP)		IP65
Degree of protection (NEMA)		Other
Protection class		II
Impact strength		IK10
Circuit integrity		Other

Dimensions



Additional product information (links)

AWA32-567 Ci insulated enclosure	
AWA32-567 Ci insulated enclosure	ftp://ftp.moeller.net/DOCUMENTATION/AWA_INSTRUCTIONS/05670392.pdf
Manufacturer's Declaration CI-RoHS	ftp://ftp.moeller.net/DOCUMENTATION/PDF/2013-01-31_Ci_RoHS.pdf
Declaration of conformity	ftp://ftp.moeller.net/DOCUMENTATION/PDF/ci_ce.pdf
allowInterrupt=1&RevisionSelectionMethod=La model certification xEnergy Safety Ci	http://www.eaton.eu/DE/ecm/idcplg?IdcService=GET_FILE&model certification xEnergy Safety Ci
allowInterrupt=1&RevisionSelectionMethod=La Save time – we assist you with expert pre-assembly	http://www.eaton.eu/DE/ecm/idcplg?IdcService=GET_FILE&Save time – we assist you with expert pre-assembly
allowInterrupt=1&RevisionSelectionMethod=La product information xEnergy Safety Ci	http://www.eaton.eu/DE/ecm/idcplg?IdcService=GET_FILE&product information xEnergy Safety Ci
tool for calculating the power loss for switching device combinations	http://www.eaton.eu/DE/Europe/Electrical/CustomerSupport/ConfigurationTools/TCTool/index.htm
configurator - xEnergy family	http://www.eaton.eu/DE/Europe/Electrical/CustomerSupport/ConfigurationTools/xEnergyMainSupport/index.htm