



Insulated enclosure, top+bottom open, HxWxD=750x375x225mm

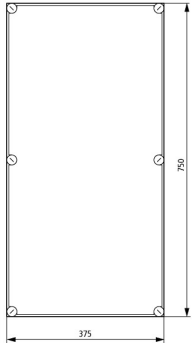


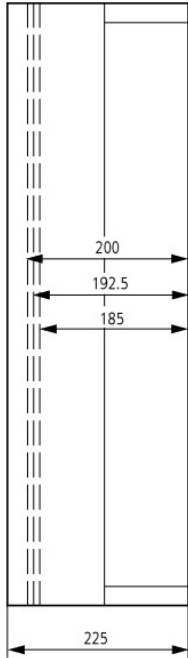
Part no. C148-200

Catalog No. 078896

EL-Nummer (Norway) 4132017

**Delivery program**

Dimensions	mm	
Product range		xEnergy Safety Ci
Basic function		Basic enclosures
Product function		Panel enclosures
Single unit/Complete unit		Single unit
Degree of Protection		IP65
Standards		EN 62208 EN 61439-2
Description		Housing prepared for distribution board Two sides closed, can be folded out; two sides open Sealable cover fasteners Integrated pressure-relief mechanism for short-circuits
Type cover		Transparent
Width	mm	375
Height	mm	750
Depth	mm	225
Mounting depth with mounting plate	mm	200
Mounting depth for mounting rail 7.5 mm height	mm	192.5
Mounting depth for mounting rail 15 mm height	mm	185
<b>Enclosure depth</b>		
Legend for the graphic		Dimensions from top: Mounting depth with mounting plate Mounting depth for mounting rail 7.5 mm height Mounting depth for mounting rail 15 mm height Enclosure depth

Enclosure depth	mm	
-----------------	----	---

## Technical data

### General

Standards		EN 62208 EN 61439-2
Ambient temperature	°C	-40 - +80
Degree of Protection		IP65

### Material characteristics

Material		glass-fibre reinforced polycarbonate (base) non-reinforced polycarbonate (cover) Halogen free
Surface treatment		Resistant to corrosion

### Material properties

Thermal		
Temperature resistant		-40 °C - 120 °C (enclosure) 85 °C (enclosure bolt) 80 °C (gasket)
Chemical resistance		
Chemical resistant		Resistant against: Acids < 10 %, mineral oil, alcohol, gasoline, greases, salt solutions Partly resistant to: Acids > 10 % Not resistant to: alkalis, benzene
Atmospheric		
Saline spray		IEC 60068-2-11
UV resistance		Beneath protective shield
Flammability characteristics		
Flammability classification according to UL94		V1 (base) V2 (cover)

## Design verification as per IEC/EN 61439

Technical data for design verification			
Heat dissipation, at an ambient temperature of 35°C, delta T: 20 degrees in top of the enclosure, calculated as per IEC 60890			
Individual enclosure for wall mounting	P <sub>V</sub>	W	47
Starting enclosure for wall mounting	P <sub>V</sub>	W	44
Middle enclosure for wall mounting	P <sub>V</sub>	W	40
Heat dissipation, at an ambient temperature of 35°C, delta T: 35 degrees in top of the enclosure, calculated as per IEC 60890			
Individual enclosure for wall mounting	P <sub>V</sub>	W	95
Starting enclosure for wall mounting	P <sub>V</sub>	W	88
Middle enclosure for wall mounting	P <sub>V</sub>	W	81
IEC/EN 61439 design verification			

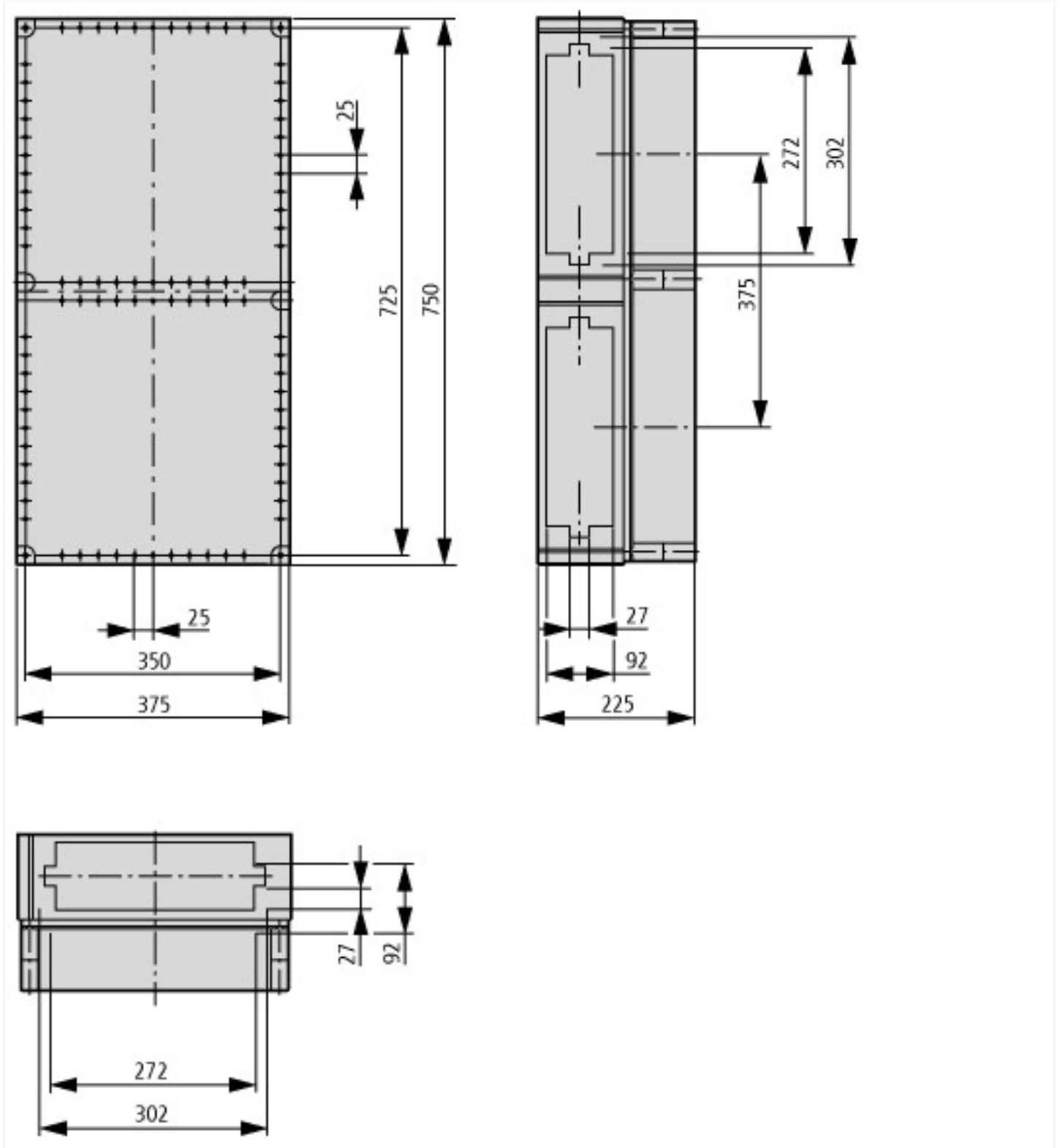
10.2 Strength of materials and parts		
10.2.2 Corrosion resistance		Meets the product standard's requirements.
10.2.3.1 Verification of thermal stability of enclosures		Meets the product standard's requirements.
10.2.3.2 Verification of resistance of insulating materials to normal heat		Meets the product standard's requirements.
10.2.3.3 Verification of resistance of insulating materials to abnormal heat and fire due to internal electric effects		Lower part: 960 °C / cover: 850 °C; meets the product standard's requirements.
10.2.4 Resistance to ultra-violet (UV) radiation		Not relevant to indoor installations.
10.2.5 Lifting		40 kg per enclosure with support frame and lifting aid met, assembled and secured as per the latest applicable instruction leaflet.
10.2.6 Mechanical impact		IK10
10.2.7 Inscriptions		Meets the product standard's requirements.
10.3 Degree of protection of ASSEMBLIES		IP65
10.4 Clearances and creepage distances		Is the panel builder's responsibility.
10.5 Protection against electric shock		Protection class 2, therefore not applicable.
10.6 Incorporation of switching devices and components		Is the panel builder's responsibility.
10.7 Internal electrical circuits and connections		Is the panel builder's responsibility.
10.8 Connections for external conductors		Is the panel builder's responsibility.
10.9 Insulation properties		
10.9.2 Power-frequency electric strength		$U_i = 1000 \text{ V AC}$
10.9.3 Impulse withstand voltage		8 kV
10.9.4 Testing of enclosures made of insulating material		Meets the product standard's requirements.
10.10 Temperature rise		The panel builder is responsible for the temperature rise calculation. Eaton will provide heat dissipation data for the devices.
10.11 Short-circuit rating		Is the panel builder's responsibility.
10.12 Electromagnetic compatibility		Is the panel builder's responsibility.
10.13 Mechanical function		Meets the product standard's requirements.

## Technical data ETIM 7.0

Distribution boards (EG000023) / Empty cabinet (EC000058)		
Electric engineering, automation, process control engineering / Electrical installation, device / Electrical distribution system (incl. small distribution board) / Empty cabinet (small distribution board) (ecl@ss10.0.1-27-14-24-08 [ACN385011])		
Mounting method		Surface mounted (plaster)
Type of cover		Optional
Cover model		Closed
Type of door		None
Transparent cover/door		Yes
With lock		No
Nominal current (In)	A	1600
Height	mm	750
Width	mm	375
Depth	mm	225
Built-in depth	mm	200
Internal depth	mm	200
Plate thickness cabinet	mm	6
Plate thickness door/cover	mm	6
Colour		Grey
RAL-number		7035
Number of modules		1
Number of rows		0
Width in number of modular spacings		17
Number of openings for flange plates		6
Extension possible		Yes
Number of conduit inlets		0
Material housing		Plastic
Surface protection		Other
With mounting plate		No
Suitable for outdoor use		Yes

Suitable for lightning protection		Yes
Degree of protection (IP)		IP65
Degree of protection (NEMA)		Other
Protection class		II
Impact strength		IK10
Circuit integrity		Other

## Dimensions



## Additional product information (links)

[allowInterrupt=1&RevisionSelectionMethod=LatestReleased&noSaveAs=0&Renderit http://www.eaton.eu/DE/ecm/idcplg?IdcService=GET\\_FILE&model certification xEnergy Safety Ci](http://www.eaton.eu/DE/ecm/idcplg?IdcService=GET_FILE&model%20certification%20xEnergy%20Safety%20Ci)

[allowInterrupt=1&RevisionSelectionMethod=LatestReleased&noSaveAs=0&Renderit http://www.eaton.eu/DE/ecm/idcplg?IdcService=GET\\_FILE&Save time – we assist you with expert pre-assembly](http://www.eaton.eu/DE/ecm/idcplg?IdcService=GET_FILE&Save%20time%20-%20we%20assist%20you%20with%20expert%20pre-assembly)

allowInterrupt=1&RevisionSelectionMethod=LatestReleased&noSaveAs=0&RenderProductInformation=xEnergy%20Safety%20Ci	<a href="http://www.eaton.eu/DE/ecm/idc.plg?IdcService=GET_FILE&amp;">http://www.eaton.eu/DE/ecm/idc.plg?IdcService=GET_FILE&amp;</a>
tool for calculating the power loss for switching device combinations	<a href="http://www.eaton.eu/DE/Europe/Electrical/CustomerSupport/ConfigurationTools/TCTool/index.htm">http://www.eaton.eu/DE/Europe/Electrical/CustomerSupport/ConfigurationTools/TCTool/index.htm</a>
configurator - xEnergy family	<a href="http://www.eaton.eu/DE/Europe/Electrical/CustomerSupport/ConfigurationTools/xEnergyMainSupport/index.htm">http://www.eaton.eu/DE/Europe/Electrical/CustomerSupport/ConfigurationTools/xEnergyMainSupport/index.htm</a>