



Proximity switch, capacitive,  $S_n=35\text{mm}$ , 1N/O, 3L, PNP, 10-30VDC, M34, insulated material, line 2m

**Part no.** E53KAL34T111E  
**Catalog No.** 134788  
**Alternate Catalog No.** E53KAL34T111E

## Delivery program

Basic function			Capacitive sensors
Product range			E53 Capacitive Series
Connection			3-wire
Design (outer dimensions)		mm	34 $\varnothing$
Rated operational voltage	$U_e$		10 - 30 V DC
Rated switching distance	$S_n$	mm	35
Type of mounting			Non-flush
Switching type			PNP
For connection of:			2 m connection cable
<b>Contacts</b>			
N/O = Normally open			1 N/O
Material			Insulated material
Degree of Protection			IP65

## Technical data

### General

Standards			IEC/EN 60947-5-2-EMC
Ambient temperature			-25 - +70
Mechanical shock resistance		g	30 Shock duration 11 ms
Degree of Protection			IP65

### Characteristics

Rated switching distance			
Rated switching distance	$S_n$	mm	35
Repetition accuracy of $S_n$		%	10
Temperature drift of $S_n$		%	10
Switching hysteresis of $S_n$		%	20
Rated operational voltage	$U_e$		10 - 30 V DC
Residual ripple of $U_e$		%	10
Maximum load current	$I_e$	mA	< 300
Operating current in the switched state at 24 V DC	$I_b$	mA	10
Voltage drop at $I_e$	$U_d$	V	2
Switching Frequency		Hz	250
Residual current through the load in the blocked state at 230 V AC and 24 V DC	$I_r$	mA	0.1
Switching state display		LED	Red
Protective functions			Short-circuit protective device Protection against polarity reversal Protection against wire breakage
Connection			3-wire
Contacts			
N/O = Normally open			1 N/O
Style			
Design (outer dimensions)		mm	34 $\varnothing$
For connection of:			2 m connection cable
Material			Insulated material

## Design verification as per IEC/EN 61439

Technical data for design verification		
Operating ambient temperature min.	°C	-25
Operating ambient temperature max.	°C	70

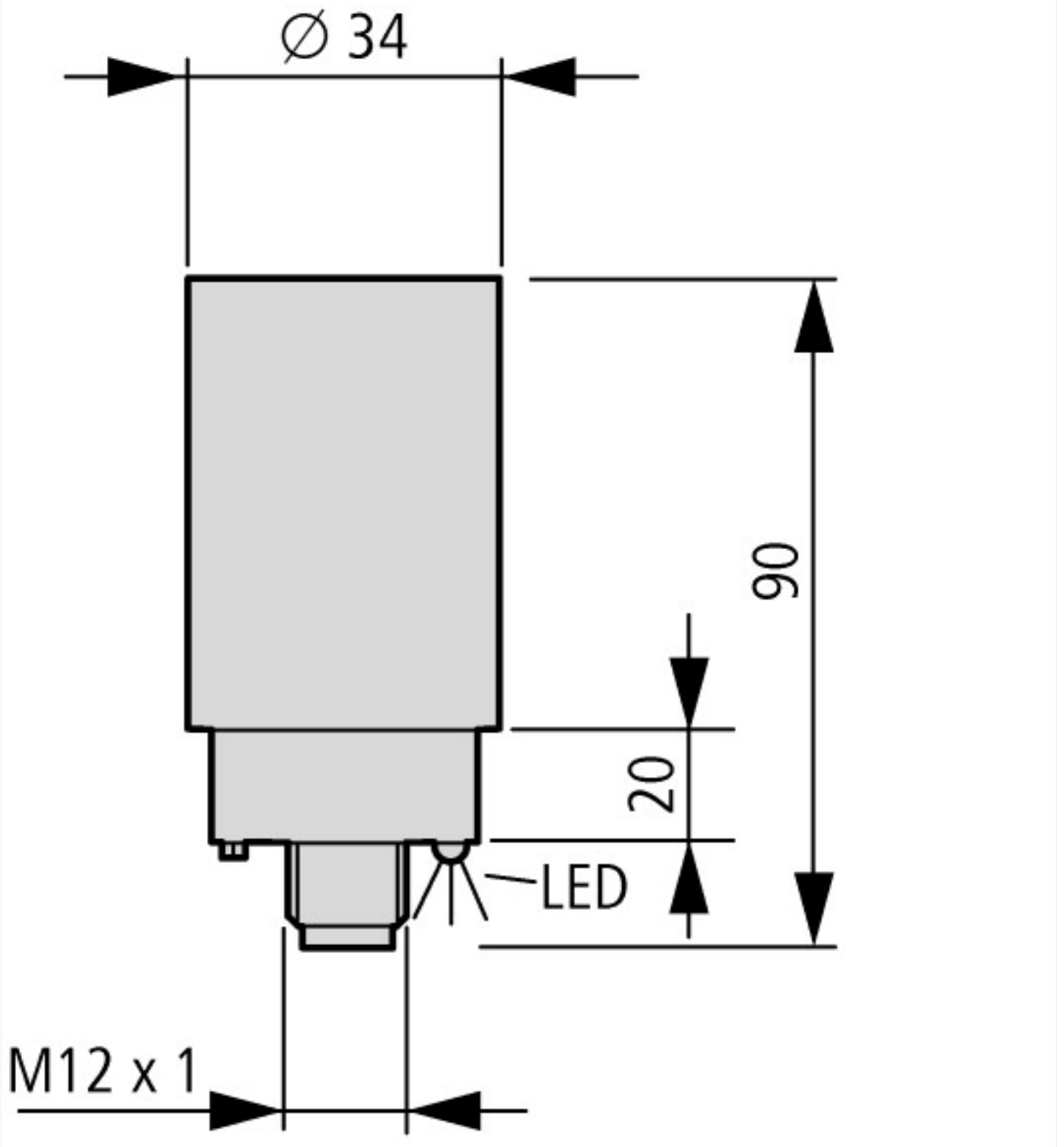
## Technical data ETIM 7.0

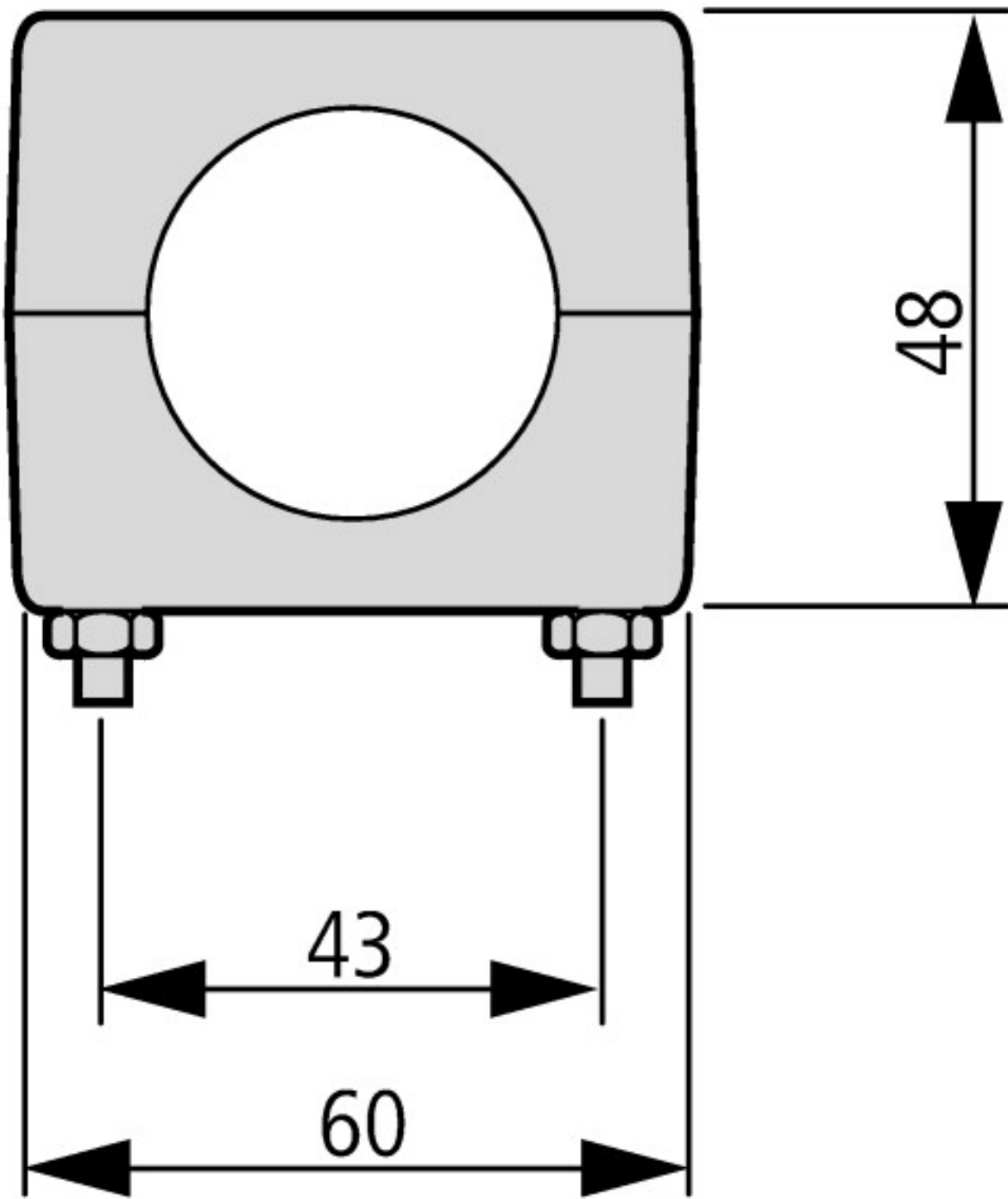
Sensors (EG000026) / Capacitive proximity switch (EC002715)		
Electric engineering, automation, process control engineering / Binary sensor technology, safety-related sensor technology / Proximity switch / Capacitive proximity switch (ecl@ss10.0.1-27-27-01-02 [AGZ377015])		
Width sensor	mm	0
Height of sensor	mm	0
Length of sensor	mm	80
Diameter sensor	mm	34
Mechanical mounting condition for sensor		Not flat
Switching distance	mm	35
Suitable for safety functions		No
Type of switch function		Normally open contact
Type of switching output		PNP
Type of electric connection		Cable
Number of semiconductor outputs with signalling function		1
Number of contact energized outputs with signalling function		0
Number of protected semiconductor outputs		0
Number of protected contact energized outputs		0
Type of actuation		Other
Type of interface		None
Type of interface for safety communication		None
Construction type housing		Cylinder plain
Coating housing		Other
Cascadable		No
Category according to EN 954-1		B
SIL according to IEC 61508		None
Performance level acc. EN ISO 13849-1		None
Max. output current at protected output	mA	0
Supply voltage	V	10 - 30
Rated control supply voltage Us at AC 50HZ	V	0 - 0
Rated control supply voltage Us at AC 60HZ	V	0 - 0
Rated control supply voltage Us at DC	V	10 - 30
Voltage type		DC
Switching frequency	Hz	250
With monitoring function downstream switching devices		No
With status indication		Yes
Material housing		Plastic
Compression-resistant		No
Explosion safety category for gas		None
Explosion safety category for dust		None

## Approvals

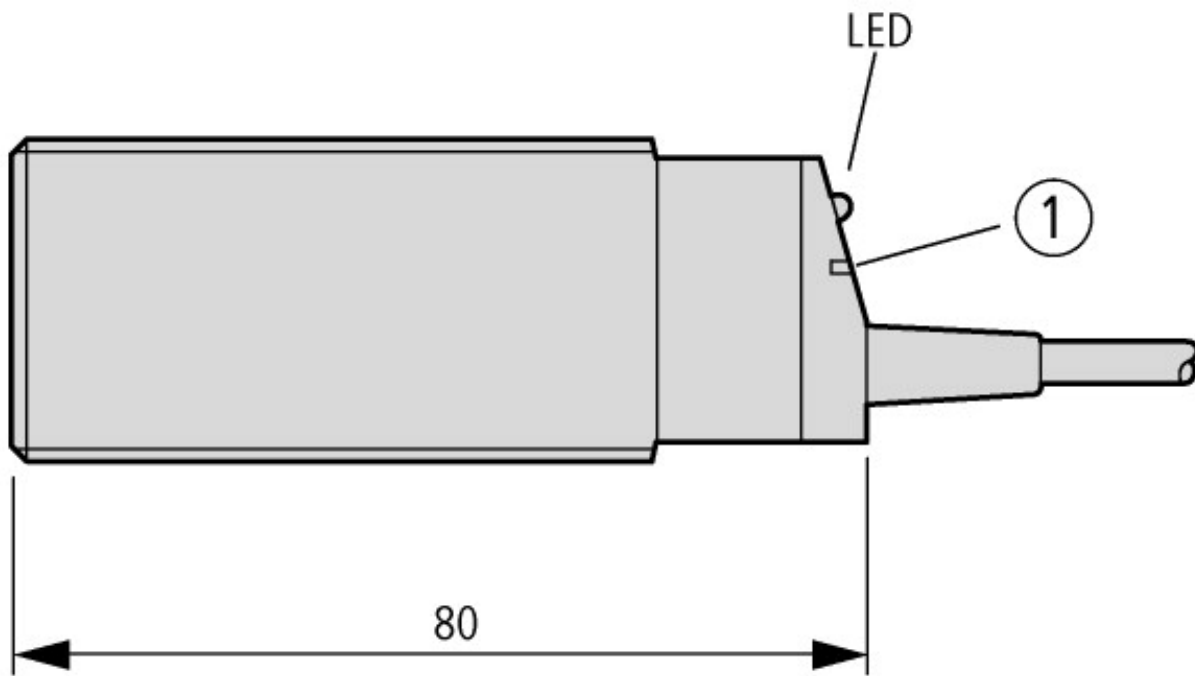
Product Standards		CE marking
Max. Voltage Rating		250 V AC, 30 V DC
Degree of Protection		IEC: IP65; UL/CSA: NEMA 4, 12, 13

## Dimensions





Fixing bracket included as standard



① Sensitivity setting

## Assets (links)

### Declaration of CE Conformity

00003141

### Instruction Leaflets

IL05307002Z2018\_05

## Additional product information (links)

### IL05307002Z E53 Series Capacitive Sensors

IL05307002Z E53 Series Capacitive Sensors [ftp://ftp.moeller.net/DOCUMENTATION/AWA\\_INSTRUCTIONS/IL05307002Z2018\\_05.pdf](ftp://ftp.moeller.net/DOCUMENTATION/AWA_INSTRUCTIONS/IL05307002Z2018_05.pdf)