












Connection terminal, 250A, 1p, flat/round

Part no. **K150/1**
 Catalog No. **089085**

Delivery program

| | | | |
|--|-------|------|---|
| Product range | | | General switchboard accessories |
| Product function | | | Accessories panel building |
| Accessories | | | Terminations |
| Accessories | | | Terminals, 160 – 1000 A |
| Rated insulation voltage | U_i | V AC | 1000 |
| Description | | | Including labels for terminal marking U, V, W - X, Y, Z - L1, L2, L3 - T1, T2, T3 - PE, N, PEN,  Relationship of rated operational current → terminal capacity to IEC/EN 60439, VDE 0660 Part 500 or EN 50021 Outer terminal for round or sectoral conductor, other side for Cu strip |
| Rated operational current | I_e | A | 250 |
| Pole | | | 1 |
| Terminal capacity | | | |
| Cu/Al cable | | | Cu  Round stranded  Sectoral stranded  Round solid  Sectoral solid Al  Round solid  Sectoral solid |
| | | | 1 x 35 - 150 2 x 16 - 70 |
| Al cable | | | Al  Sectoral solid 1 x 50 - 120 2 x 35 - 50 |
| Copper band | | mm | 1 x 4 x 16 x 0.8 - 2 x 6 x 16 x 0.8 |
| conductor | | | # copper strip 18 x 4  Cu bar |
| Notes Conversion kits for strip terminal in cable connection available separately Terminal covers available separately | | | |

Technical data ETIM 7.0

| | | | |
|---|--|---|----------|
| Energy distribution systems (EG000015) / Rail terminal bar (EC000275) | | | |
| Electric engineering, automation, process control engineering / Electrical insulation and connecting material / Energy distribution system / Rail terminal bar clamp (ecl@ss10.0.1-27-40-06-03 [ACO369011]) | | | |
| Number of poles | | | 1 |
| Nominal current | | A | 250 |
| Connection type | | | Screwing |
| Mounting method | | | Screw |
| Number of connections total | | | 2 |
| Number of connections < 6 mm ² | | | 0 |

| | | |
|--|----|-----|
| Number of connections 10 mm ² | | 0 |
| Number of connections 16 mm ² | | 0 |
| Number of connections 25 mm ² | | 0 |
| Number of connections > 25 mm ² | | 2 |
| Number of connections < AWG 6 | | 0 |
| Number of connections AWG 6 | | 0 |
| Number of connections AWG 4 | | 0 |
| Number of connections AWG 2 | | 0 |
| Number of connections AWG 4/0 | | 0 |
| Number of connections 250 kcmil | | 0 |
| Number of connections > 250 kcmil | | 0 |
| Contact safe | | Yes |
| Height | mm | 105 |
| Width | mm | 37 |
| Depth | mm | 115 |

Dimensions

