












Connection terminal, 630A, 1p, round/round

Part no. **K2X240/1/BR**
 Catalog No. **019455**

Delivery program

Product range			General switchboard accessories
Product function			Accessories panel building
Accessories			Terminations
Accessories			Terminals, 160 – 1000 A
Rated insulation voltage	U_i	V AC	1000
Description			Including labels for terminal marking U, V, W - X, Y, Z - L1, L2, L3 - T1, T2, T3 - PE, N, PEN,  Relationship of rated operational current → terminal capacity to IEC/EN 60439, VDE 0660 Part 500 or EN 50021 Outer terminal for round or sectoral conductor, other side for Cu strip
Rated operational current	I_e	A	630
Pole			1

Terminal capacity

Cu/Al cable			Cu  Round stranded  Sectoral stranded  Round solid  Sectoral solid Al  Round solid  Sectoral solid
Al cable			1 x 150 - 300 2 x 50 - 240 Al  Sectoral solid
conductor			1 x 150 - 240 2 x 95 - 185 # copper strip 18 x 4  Cu bar

Notes Conversion kits for strip terminal in cable connection available separately
 Terminal covers available separately

Technical data ETIM 7.0

Energy distribution systems (EG000015) / Rail terminal bar (EC000275)			
Electric engineering, automation, process control engineering / Electrical insulation and connecting material / Energy distribution system / Rail terminal bar clamp (ecl@ss10.0.1-27-40-06-03 [ACO369011])			
Number of poles			1
Nominal current		A	630
Connection type			Screwing
Mounting method			Screw
Number of connections total			2
Number of connections < 6 mm ²			0
Number of connections 10 mm ²			0
Number of connections 16 mm ²			0
Number of connections 25 mm ²			0

Number of connections > 25 mm ²			2
Number of connections < AWG 6			0
Number of connections AWG 6			0
Number of connections AWG 4			0
Number of connections AWG 2			0
Number of connections AWG 4/0			0
Number of connections 250 kcmil			0
Number of connections > 250 kcmil			0
Contact safe			Yes
Height		mm	125
Width		mm	240
Depth		mm	140