






Emergency stop/emergency switching off pushbutton, RMQ-Titan, Palm-tree shape, 60 mm, Non-illuminated, Key-release, selectable, Red, yellow, RAL 3000, Not suitable for master key systems






Part no. M22-PVS60P-MS*
 Catalog No. 121471
 Alternate Catalog No. -

Delivery program

| | | | |
|--------------------------------------|---|----|--|
| Product range | | | RMQ-Titan |
| Basic function | | | Controlled stop pushbuttons/emergency-stop buttons |
| Single unit/Complete unit | | | Single unit |
| Design | | | Palm-tree shape |
| Diameter | ∅ | mm | 60 |
| Illumination | | | Non-illuminated |
| Approval | | |   |
| Description | | | Key-release Tamper-proof according to ISO 13850/EN 418 Not suitable for master key systems |
| Lock mechanism | | | selectable |
| Colour | | | |
| Mushroom head | | | Red  |
| Base | | | yellow RAL 3000 |
| Degree of Protection | | | IP66, IP67, IP69 |
| Connection to SmartWire-DT | | | no |
| Instructions | | | Max. number of contacts: four M22-(C)K01, ...10 or two M22-(C)K02, ...20, ...11 |
| Information about equipment supplied | | | 1 key included as standard |

Technical data

| | | | |
|----------------------|--------------|-------------------|--|
| General | | | |
| Standards | | | IEC/EN 60947 VDE 0660 |
| Lifespan, mechanical | Operations | x 10 ⁶ | > 0.1 |
| Operating frequency | Operations/h | | ≤ 600 |
| Actuating force | n | | ≤ 50 |
| Climatic proofing | | | Damp heat, constant, to IEC 60068-2-78 Damp heat, cyclic, to IEC 60068-2-30 |
| Degree of Protection | | | IP66, IP67, IP69 |
| Ambient temperature | | | |
| Open | | °C | -25 - +70 |
| Mounting position | | | As required |

| | | |
|-----------------------------|---|--|
| Mechanical shock resistance | g | 50 Shock duration 11 ms Sinusoidal according to IEC 60068-2-27 |
| shipping classification | | DNV GL LR |
| | |    |

Design verification as per IEC/EN 61439

| | | | |
|--|------------|----|--|
| Technical data for design verification | | | |
| Rated operational current for specified heat dissipation | I_n | A | 0 |
| Heat dissipation per pole, current-dependent | P_{vid} | W | 0 |
| Equipment heat dissipation, current-dependent | P_{vid} | W | 0 |
| Static heat dissipation, non-current-dependent | P_{vs} | W | 0 |
| Heat dissipation capacity | P_{diss} | W | 0 |
| Operating ambient temperature min. | | °C | -25 |
| Operating ambient temperature max. | | °C | 70 |
| IEC/EN 61439 design verification | | | |
| 10.2 Strength of materials and parts | | | |
| 10.2.2 Corrosion resistance | | | |
| 10.2.3.1 Verification of thermal stability of enclosures | | | Meets the product standard's requirements. |
| 10.2.3.2 Verification of resistance of insulating materials to normal heat | | | Meets the product standard's requirements. |
| 10.2.3.3 Verification of resistance of insulating materials to abnormal heat and fire due to internal electric effects | | | Meets the product standard's requirements. |
| 10.2.4 Resistance to ultra-violet (UV) radiation | | | Please enquire |
| 10.2.5 Lifting | | | Does not apply, since the entire switchgear needs to be evaluated. |
| 10.2.6 Mechanical impact | | | Does not apply, since the entire switchgear needs to be evaluated. |
| 10.2.7 Inscriptions | | | Meets the product standard's requirements. |
| 10.3 Degree of protection of ASSEMBLIES | | | Does not apply, since the entire switchgear needs to be evaluated. |
| 10.4 Clearances and creepage distances | | | Meets the product standard's requirements. |
| 10.5 Protection against electric shock | | | Does not apply, since the entire switchgear needs to be evaluated. |
| 10.6 Incorporation of switching devices and components | | | Does not apply, since the entire switchgear needs to be evaluated. |
| 10.7 Internal electrical circuits and connections | | | Is the panel builder's responsibility. |
| 10.8 Connections for external conductors | | | Is the panel builder's responsibility. |
| 10.9 Insulation properties | | | |
| 10.9.2 Power-frequency electric strength | | | Is the panel builder's responsibility. |
| 10.9.3 Impulse withstand voltage | | | Is the panel builder's responsibility. |
| 10.9.4 Testing of enclosures made of insulating material | | | Is the panel builder's responsibility. |
| 10.10 Temperature rise | | | Not applicable. |
| 10.11 Short-circuit rating | | | Is the panel builder's responsibility. The specifications for the switchgear must be observed. |
| 10.12 Electromagnetic compatibility | | | Is the panel builder's responsibility. The specifications for the switchgear must be observed. |
| 10.13 Mechanical function | | | The device meets the requirements, provided the information in the instruction leaflet (IL) is observed. |

Technical data ETIM 7.0

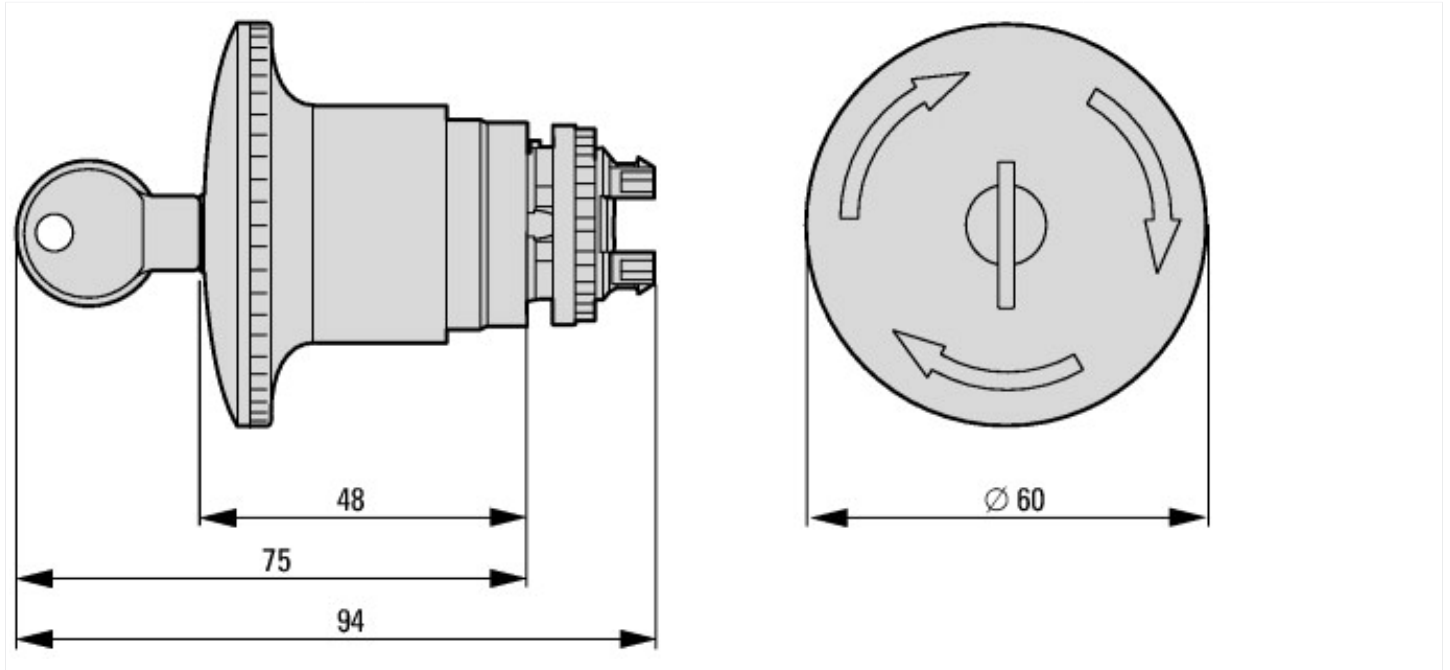
| | | |
|--|--|-----|
| Low-voltage industrial components (EG000017) / Front element for mushroom push-button (EC001038) | | |
| Electric engineering, automation, process control engineering / Low-voltage switch technology / Command and alarm device / Front element for mushroom push-button actuators (ecI@ss10.0.1-27-37-12-12 [AKF030014]) | | |
| Colour button | | Red |

| | | |
|-----------------------------|----|-------------|
| Construction type lens | | Round |
| Diameter cap | mm | 60 |
| Hole diameter | mm | 22.5 |
| Width opening | mm | 0 |
| Height opening | mm | 0 |
| Degree of protection (IP) | | IP67/IP69K |
| Degree of protection (NEMA) | | 4X |
| Type of button | | High |
| Suitable for illumination | | No |
| Switching function latching | | Yes |
| Spring-return | | No |
| With front ring | | No |
| Material front ring | | Other |
| Colour front ring | | Other |
| Suitable for emergency stop | | Yes |
| Unlocking method | | Key-release |

Approvals

| | |
|-----------------------------|------------------------------|
| North America Certification | Request filed for UL and CSA |
|-----------------------------|------------------------------|

Dimensions





Assets (links)

Declaration of CE Conformity

00003255

Instruction Leaflets

IL04716005Z2019_05

Additional product information (links)

IL04716005Z RMQ-Titan: Emergency stop buttons, Emergency stop buttons

IL04716005Z RMQ-Titan: Emergency stop buttons, Emergency stop buttons

ftp://ftp.moeller.net/DOCUMENTATION/AWA_INSTRUCTIONS/IL04716005Z2020_01.pdf

IL04716002Z RMQ-Titan System

IL04716002Z RMQ-Titan System

ftp://ftp.moeller.net/DOCUMENTATION/AWA_INSTRUCTIONS/IL04716002Z2018_10.pdf

DGUV Test Mark Customer Information

http://www.dguv.de/medien/dguv-test-medien/_pdf_zip_doc_ppt/agb-und-pzo/dguv_test_zeichen_infoblatt_kunden.pdf