









Connection terminal, 250A, 5p, flat/round
Part no. K150/5
Catalog No. 036882

Delivery program

| | | | |
|---------------------------|----------------|------|--|
| Product range | | | General switchboard accessories |
| Product function | | | Accessories panel building |
| Accessories | | | Terminations |
| Accessories | | | Terminals, 160 – 1000 A |
| Rated insulation voltage | U _i | V AC | 1000 |
| Description | | | Including labels for terminal marking U, V, W - X, Y, Z - L1, L2, L3 - T1, T2, T3 - PE, N, PEN,  Relationship of rated operational current → terminal capacity to IEC/EN 60439, VDE 0660 Part 500 or EN 50021 Outer terminal for round or sectoral conductor, other side for Cu strip |
| Rated operational current | I _e | A | 250 |
| Pole | | | 5 |
| Terminal capacity | | | |
| Cu/Al cable | | | |
| | | | Cu  Round stranded  Sectoral stranded ○ Round solid  Sectoral solid Al ○ Round solid  Sectoral solid |
| | | | 1 x 35 - 150 2 x 16 - 70 |
| Al cable | | | |
| | | | Al  Sectoral solid |
| | | | 1 x 50 - 120 2 x 35 - 50 |
| Copper band | | mm | 4 x 16 x 0.8 6 x 16 x 0.8 |
| | | | # copper strip |
| conductor | | | 18 x 4 |
| | | |  Cu bar |

Notes Conversion kits for strip terminal in cable connection available separately
Terminal covers available separately

Technical data ETIM 7.0

Energy distribution systems (EG000015) / Rail terminal bar (EC000275)

Electric engineering, automation, process control engineering / Electrical insulation and connecting material / Energy distribution system / Rail terminal bar clamp (ec!@ss10.0.1-27-40-06-03 [AC0369011])

| | | | |
|--|--|---|----------|
| Number of poles | | | 5 |
| Nominal current | | A | 250 |
| Connection type | | | Screwing |
| Mounting method | | | Screw |
| Number of connections total | | | 10 |
| Number of connections < 6 mm ² | | | 0 |
| Number of connections 10 mm ² | | | 0 |
| Number of connections 16 mm ² | | | 0 |
| Number of connections 25 mm ² | | | 0 |
| Number of connections > 25 mm ² | | | 10 |

| | | | |
|-----------------------------------|--|----|-----|
| Number of connections < AWG 6 | | | 0 |
| Number of connections AWG 6 | | | 0 |
| Number of connections AWG 4 | | | 0 |
| Number of connections AWG 2 | | | 0 |
| Number of connections AWG 4/0 | | | 0 |
| Number of connections 250 kcmil | | | 0 |
| Number of connections > 250 kcmil | | | 0 |
| Contact safe | | | Yes |
| Height | | mm | 100 |
| Width | | mm | 161 |
| Depth | | mm | 115 |