



Circuit-breaker, 4p, 2000A, fixed


Part no. IZM32B4-P20F  
 Catalog No. 124072

Delivery program

Product range			Air circuit-breakers/switch-disconnectors
Product range			Open circuit-breakers
Current Range			4000 to 6300 A
Protective function			Universal protection and power measurement
Installation type			Fixed
Construction size			IZM32
Standard/Approval			IEC
Number of poles			4 pole
Degree of Protection			IP20, IP55 with protective cover, IP41 with door sealing frame
Rated current = rated uninterrupted current	$I_n = I_u$	A	2000
Rated ultimate short-circuit breaking capacity up to 440V/690V 42/42	$I_{cu}$	kA	65
Rated service short-circuit breaking capacity up to 440V/690V 42/42	$I_{cs}$	kA	65
Overload release, min.	$I_r$	A	800
Overload release, max.	$I_r$	A	2000
Non-delayed 	$I_i = I_n \times \dots$		2 - 10, OFF
Delayed 	$I_{sd} = I_r \times \dots$		2 - 10
<b>Notes</b>			
Including rear connection main terminals and secondary terminal blocks according to ordered breaker options.			

Technical data

General

Standards			IEC/EN 60947
Ambient temperature			
Storage	$\theta$	°C	-25 - +70 (device with LCD-display -20 - +70)
Operating (open)		°C	-25 - +70 (device with LCD-display -20 - +70)
Mounting position			
Utilization category			B
Degree of Protection			IP20, IP55 with protective cover, IP41 with door sealing frame
Direction of incoming supply			as required

Main conducting paths

Rated current = rated uninterrupted current	$I_n = I_u$	A	2000
Rated uninterrupted current at 50 °C	$I_u$	A	2000
Rated uninterrupted current at 60 °C	$I_u$	A	2000
Rated uninterrupted current at 70 °C	$I_u$	A	2000

Rated impulse withstand voltage	$U_{imp}$	V AC	8000
Rated operational voltage	$U_e$	V AC	690
Use in IT electrical power networks up to $U = 440$ V	$I_{IT}$	kA	28
Overvoltage category/pollution degree			III/3
Rated insulation voltage	$U_i$	V	1000

### Switching capacity

Rated short-circuit making capacity	$I_{cm}$		
up to 440 V 50/60 Hz	$I_{cm}$	kA	136
up to 690 V 50/60 Hz	$I_{cm}$	kA	137
Rated short-time withstand current 50/60 Hz			
$t = 1$ s	$I_{cw}$	kA	65
$t = 3$ s	$I_{cw}$	kA	50
Rated short-circuit breaking capacity $I_{cn}$	$I_{cn}$		
IEC/EN 60947 operating sequence $I_{cu}$ 0-t-CO			
up to 240 V 50/60 Hz	$I_{cu}$	kA	65
up to 440 V 50/60 Hz	$I_{cu}$	kA	65
up to 690 V 50/60 Hz	$I_{cu}$	kA	65
IEC/EN 60947 operating sequence $I_{cs}$ 0-t-CO-t-CO			
up to 240 V 50/60 Hz	$I_{cs}$	kA	65
up to 440 V 50/60 Hz	$I_{cs}$	kA	65
up to 690 V 50/60 Hz	$I_{cs}$	kA	65
Operating times			
Closing delay via spring release		ms	30
Break times		ms	40
Total opening delay via shunt release		ms	35
Total opening delay via undervoltage release		ms	35/70
Total opening delay on non-delayed short-circuit release (up to complete arc quenching)		ms	35
Maximum operating frequency	Operations/h		60
Heat dissipation at rated current $I_n$			
Fixed mounting		W	190
Withdrawable units (switch with cassette)		W	330

### Weight

Fixed mounting			
3-pole		kg	63
4-pole		kg	78
Withdrawable			
3-pole		kg	75
4-pole		kg	94
Cassette			
3 pole		kg	58
4 pole		kg	60

### Terminal capacities

Copper bar			
Fixed mounting			
Black		mm	3 x 5 x 100
Withdrawable units			
Black		mm	3 x 5 x 100
Other technical data (sheet catalogue)			Permissible continuous current for circuit-breakers operating in switchboards at various internal ambient temperatures. The switchboard's internal ambient temperature should be estimated using the calculation methods of IEC regulation. Tripping characteristics for universal protection and power quality Notes - tripping characteristics

## Design verification as per IEC/EN 61439

Technical data for design verification			
--	--	--	--

Operating ambient temperature max.	°C	-25
Operating ambient temperature max.	°C	70

**Dimensions**



**Additional product information (links)**

Notes - tripping characteristics	<a href="http://ecat.moeller.net/flip-cat/?edition=HPLEN&amp;startpage=18.88">http://ecat.moeller.net/flip-cat/?edition=HPLEN&amp;startpage=18.88</a>
Tripping characteristics for universal protection and power quality	<a href="http://ecat.moeller.net/flip-cat/?edition=HPLEN&amp;startpage=18.82">http://ecat.moeller.net/flip-cat/?edition=HPLEN&amp;startpage=18.82</a>