

MAS-I

Mild steel, single door enclosure



IP 66 | TYPE 4, 12 | IK 10



The mild steel single door wall mounted enclosure range, MAS, with a IP 66 protection degree, is available off the shelf in many different sizes. This enclosure range is well suited for many different applications. The risk for component failure, and with that unnecessary downtime, is eliminated as water and dust are prevented from entering the enclosure.

Material: Body: 1.2 mm mild steel for enclosures with a depth of 155 mm / 1.4 mm for enclosures with a depth of 210 or 260 mm / 1.5 mm for enclosures with a depth of 300 or 400 mm, or if a height or width is 1000 mm or greater. Gland plate: 1.4 mm mild steel. Door: 1.2 mm mild steel / 1.5 mm for enclosures with a height or width of 500 mm or greater / 2 mm for enclosures with a height or width of 800 mm or greater. Mounting plate: 2 mm galvanized steel.

Body: Folded and seam welded. Four 8.5 mm diameter holes for wall fixing, pressed out in 20.4 mm diameter × 2 mm depressions, to allow air circulation around the rear part of the enclosure.

Door: Surface mounted with 130° opening. Concealed removable hinges with captive pin. Hinges can be mounted to allow left or right hand opening. Inner M6 welded studs to mount door profiles MMDP, see delivery. Sealing is ensured by an injected one piece polyurethane gasket.

Lock: Customized lock with double-bit for easy opening of the door. Double-bit 3 mm insert and 90° movement. 1000 mm high enclosures and above have espagnolette three point locking. Other inserts are available as an accessory.

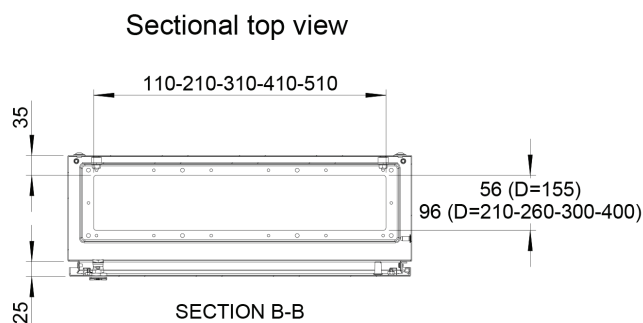
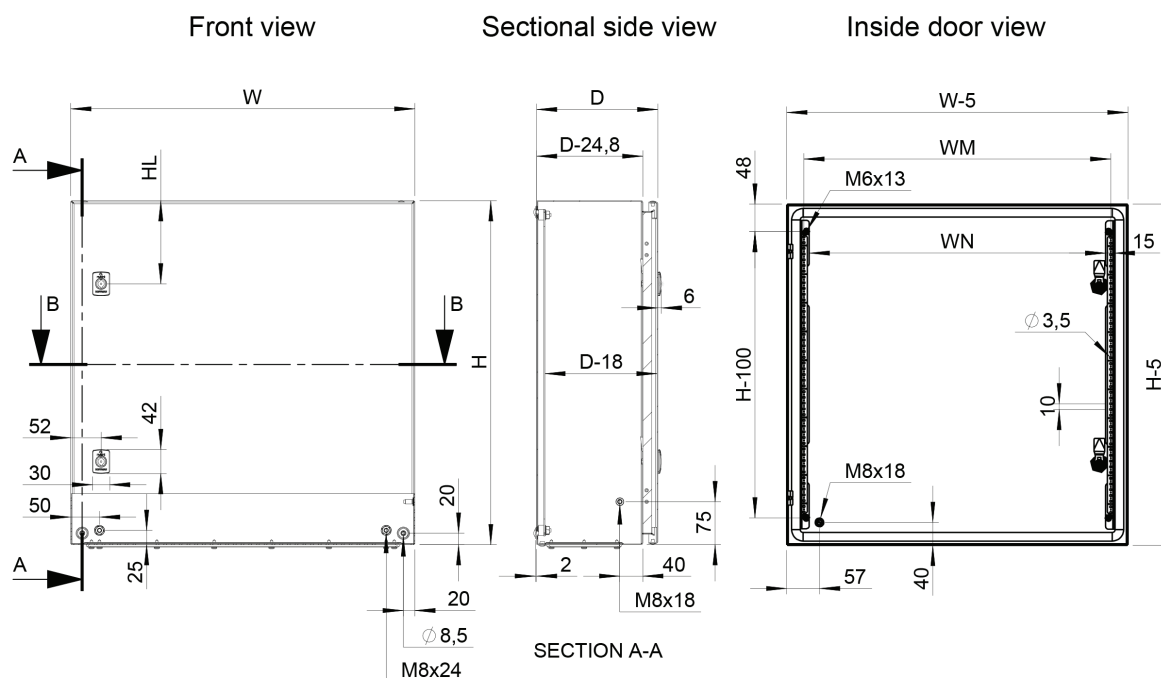
Mounting plate: The mounting plate is marked vertically at 10 mm intervals, for easy horizontal positioning of equipment. On the top and bottom there are holes to facilitate cable fixing. Fixed onto M8 press welded studs to the rear of the enclosure. All sides, from 800 mm and above, are strengthened by folded edges. By using the AMG accessory, the mounting plate position can be adjusted to any depth.

Gland Plate Opening: Situated at the far rear of the enclosure, to make cabling onto the mounting plate easier.

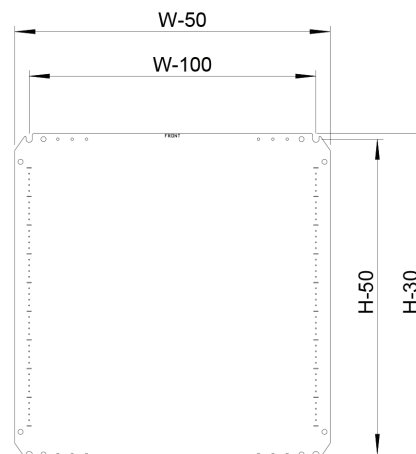
Protection: Complies with IP 66 | TYPE 4, 12 | IK 10. For outdoor installation, the use of a rain hood ARF and 100% polyester paint coating is recommended. The corrosion resistance must be taken into consideration.

Finish: RAL 7035 structured powder coating.

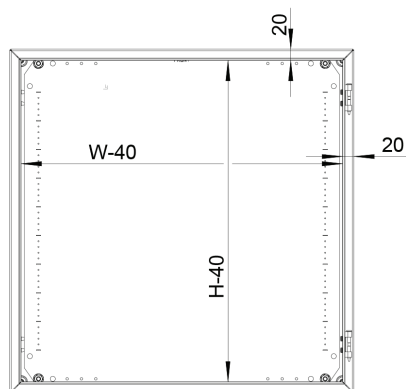
Delivery: Enclosure with door and mounting plate (not included for item numbers ending with PER5). For height 600 mm and above, two MMDP door mounting profiles. Gland plate(s) with gasket(s), plastic double-bit 3 mm key, and mounting accessories. Metallic key, for height 1000 mm and above. Earthing facilities.



Mounting plate



Front view (no door)



Locks	H	HL
1	H<600	H/2
2	600≤H<800	145
	800≤H<1000	150
1*	H≥1000	H/2

	WM	WN
600≤H≤800	W-65	W-83
H>800	W-110	W-128

With mounting plate

Enclosure dimensions			Mounting plate dimensions			Usable depth	Gland plate				Item no.
H	W	D	h	w	d		Size	Type	Openings	N° of locks	
300	200	120	270	150	102						MAS0302012R5
300	250	155	270	200	137		110 × 56	0S	1	1	MAS0302515R5
300	300	155	270	250	137		210 × 56	1S	1	1	MAS0303015R5
300	300	210	270	250	192		210 × 96	1	1	1	MAS0303021R5
400	300	155	370	250	137		210 × 56	1S	1	1	MAS0403015R5
400	300	210	370	250	192		210 × 96	1	1	1	MAS0403021R5
400	400	210	370	350	192		310 × 96	2	1	1	MAS0404021R5
400	600	210	370	550	192		510 × 96	4	1	1	MAS0406021R5
500	400	210	470	350	192		310 × 96	2	1	1	MAS0504021R5
500	500	210	470	450	192		410 × 96	3	1	1	MAS0505021R5
500	500	300	470	450	282		410 × 96	3	1	1	MAS0505030R5
600	400	155	570	350	137		310 × 56	2S	1	2	MAS0604015R5
600	400	210	570	350	192		310 × 96	2	1	2	MAS0604021R5
600	400	300	570	350	282		310 × 96	2	1	2	MAS0604030R5
600	500	155	570	450	137		410 × 56	3S	1	2	MAS0605015R5
600	500	210	570	450	192		410 × 96	3	1	2	MAS0605021R5
600	600	300	570	550	282		510 × 96	4	1	2	MAS0606030R5
600	800	300	570	750	282		310 × 96	2	2	2	MAS0608030R5
700	500	210	670	450	192		410 × 96	3	1	2	MAS0705021R5
700	500	260	670	450	242		410 × 96	3	1	2	MAS0705026R5
800	600	260	770	550	242		510 × 96	4	1	2	MAS0806026R5
800	600	300	770	550	282		510 × 96	4	1	2	MAS0806030R5
800	800	210	770	750	192		310 × 96	2	2	2	MAS0808021R5
800	800	300	770	750	282		310 × 96	2	2	2	MAS0808030R5
1000	600	260	970	550	242		510 × 96	4	1	1*	MAS1006026R5
1000	800	260	970	750	242		310 × 96	2	2	1*	MAS1008026R5
1000	800	300	970	750	282		310 × 96	2	2	1*	MAS1008030R5
1200	600	300	1170	550	282		510 × 96	4	1	1*	MAS1206030R5
1200	800	300	1170	750	282		310 × 96	2	2	1*	MAS1208030R5

* 1000 mm high enclosures and above have espagnolette three point locking.

MAS-I

Mild steel, single door enclosure