



IP 55 | TYPE 12, 13 | IK 10



The mild steel double door wall mounted enclosure range, MAD, is ideal for installation in confined spaces where a single door, when opened, would take up too much space in front of the enclosure. The doors' loading capacity also increases as it is divided over two doors. With a IP 55 protection degree, components inside the enclosure are well protected and makes it well suited for many different applications.

Material: Body: 1.5 mm mild steel. Gland plate: 1.4 mm mild steel. Door: 2 mm mild steel Mounting plate: 2 mm galvanized steel / 2.5 mm MAD1001030R5 and above.

Body: Folded and seam welded. Four 8.5 mm diameter holes for wall fixing, pressed out in 20.4 mm diameter x 2 mm depressions, to allow air circulation around the rear part of the enclosure.

Door: Surface mounted with 130° opening. Concealed removable hinges with captive pin. Inner M6 welded studs to mount door profiles MMDP. Two removable mounting profiles on the right hand door and two on the left hand door. Sealing is ensured by an injected one piece polyurethane gasket.

Lock: Customized lock with double-bit for easy opening of the door. Double-bit 3 mm insert and 90° movement. Espagnolette three point locking. Other inserts are available as an accessory.

Mounting plate: The mounting plate is marked vertically at 10 mm intervals, for easy horizontal positioning of equipment. On the top and bottom there are holes to facilitate cable fixing. Fixed onto M8 press welded studs to the rear of the enclosure. All sides, from 800 mm and above, are strengthened by folded edges. By using the AMG accessory, the mounting plate position can be adjusted to any depth.

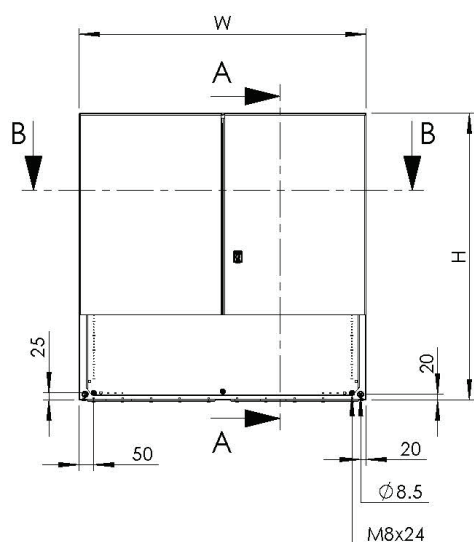
Gland Plate Opening: Situated at the far rear of the enclosure, to make cabling onto the mounting plate easier.

Protection: IP 55 | TYPE 12, 13 | IK 10. For outdoor installation, the use of a rain hood ARF and 100% polyester paint coating is recommended. The corrosion resistance must be taken into consideration.

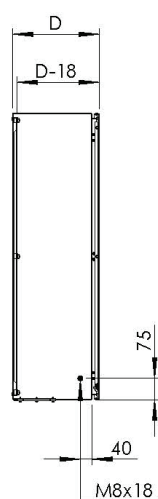
Finish: RAL 7035 structured powder coating.

Delivery: Enclosure with doors, and two door mounting profiles on each door. Gland plate(s) with gasket(s), metallic double-bit 3 mm key, and mounting accessories. Earthing facilities.

Front view

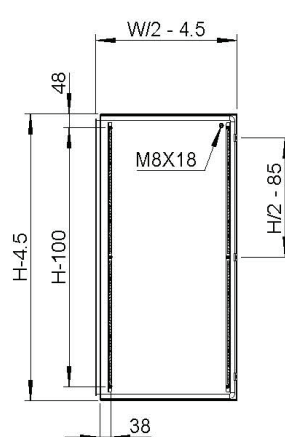


Sectional side view

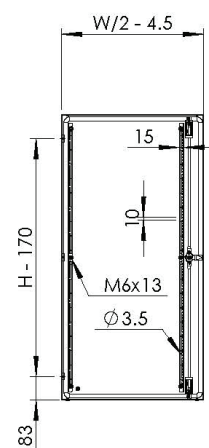


SECTION A-A

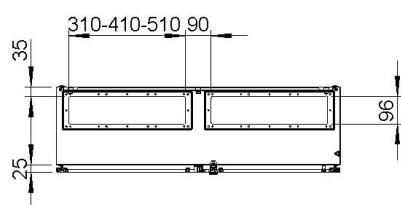
Inside left door
view



Inside right door
view

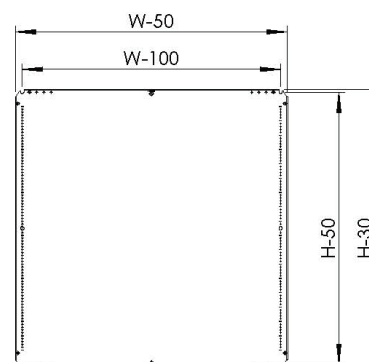


Sectional top view



SECTION B-B

Mounting plate



With mounting plate

Enclosure dimensions			Mounting plate dimensions		Usable depth	Gland plate				
H	W	D	h	w	d	Size	Type	Openings	N° of locks	Item no.
600	800	300	570	750	282	310 × 96	2	2	1*	MAD0608030R5
800	1200	300	770	1150	282	510 × 96	4	2	1*	MAD0801230R5
1000	1000	300	970	950	282	410 × 96	3	2	1*	MAD1001030R5
1200	1000	300	1170	950	282	410 × 96	3	2	1*	MAD1201030R5
1200	1200	300	1170	1150	282	510 × 96	4	2	1*	MAD1201230R5
1400	1000	300	1370	950	282	410 × 96	3	2	1*	MAD1401030R5

Without mounting plate

Enclosure dimensions			Gland plate							
H	W	D	Size	Type	Openings	N° of locks	Item no.			
600	800	300	310 × 96	2	2	1*	MAD0608030PER5			
800	1200	300	510 × 96	4	2	1*	MAD0801230PER5			
1000	1000	300	410 × 96	3	2	1*	MAD1001030PER5			
1200	1000	300	410 × 96	3	2	1*	MAD1201030PER5			
1200	1200	300	510 × 96	4	2	1*	MAD1201230PER5			
1400	1000	300	410 × 96	3	2	1*	MAD1401030PER5			

* 3 point espagnolette locking.

MAD

Mild steel, double door enclosure