

Data Sheet

Control panel
Type **MMILDS**

Electronic controller suitable for all HVAC/R software application needs.



MMILDS is MCX's family remote interface. It's fitted with a LED display for displaying data from a MCX or from 2 probes that can be locally connected. The connection with any MCX controller is through the CAN bus network. The power supply comes from controller which it is connected. All the information about the user interface is loaded inside the MCX controller; that's why there is no need of programming the MMILDS interface.

Features:

- LED display 3-½ digit
- Easy connection to MCX CANbus network through wired connector kit
- Connections for 2 external probes
- Powered by the MCX which it is connected to
- Dimensions 84 x 36 mm
- Panel mounting

Product specification

General features

Table 1: General features

Features	Description
Power supply	From the MCX through the RJ12 telephone connector Maximum power consumption: 1.5 W
Analog input	AI1: 0 / 20 mA, 4 / 20 mA, 0 / 5 V, 0 / 1 V AI2: NTC, default 10 kΩ a 25 °C
Operating conditions	CE: -20T60, 90% RH non-condensing
Storage conditions	-30T80, 90% RH non-condensing
Integration	In Class I and / or II appliances
Index of protection	IP65
Period of electric stress across insulating parts	Long
Resistance to heat and fire	Category D
Immunity against voltage surges	Category I
Software class and structure	Class A
Construction	To be incorporated

Configuration

Figure 1: Key reference

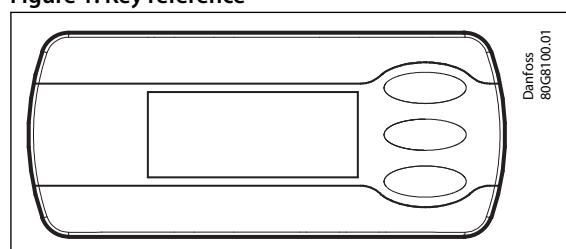


Table 2: Configuration

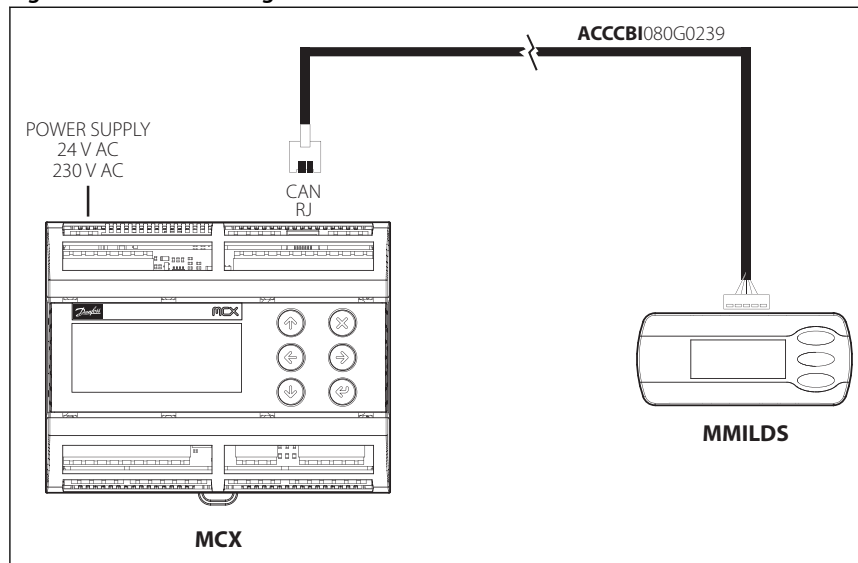
Function	Keys
Enter Program Mode	1+3 for 2s
Exit Program Mode	1+3
Scroll list of parameters	1 (scroll UP) and 3 (scroll DOWN)
Edit value	2
Esc and NOT Save	2
Esc and Save	2 pressed for 3 seconds

Table 3: Type of codes

Code	Description	Values	Default
NID	CAN node ID	1-127; 255=not configured	255
BAU	CAN baudrate (kBd)	0, 20, 50, 125, 250, 1000; 0=auto baud	50
CON	CAN address of the MCX connected	1-127; 255=auto detect	255
TYP	Type of AI1 analog input	2=0 / 5 V, 3=4 / 20 mA, 7=0 / 1 V, 9=0 / 20 mA	2
SEL	Analog input to be displayed	0=no, 1=AI1, 2=AI2	2

Connection diagram

Figure 2: Connection diagram of MCX or MCX06 connection



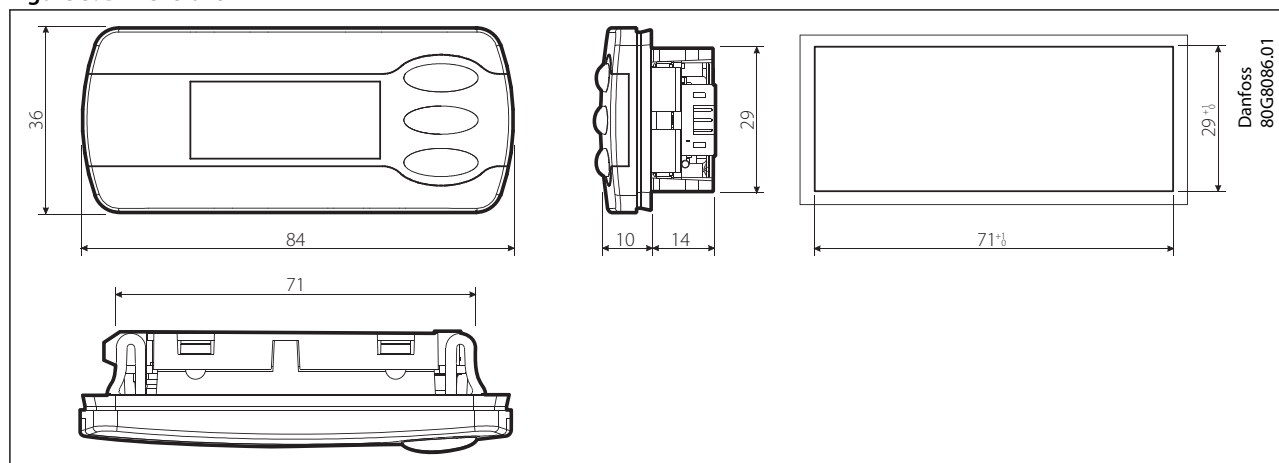
Connection

Table 4: Connection

Connectors	Type	Dimensions
CAN connector	5 way JST PH type	• pitch 2 mm
Probe connector	5 way screw plug-in connector type	• pitch 3.5 mm

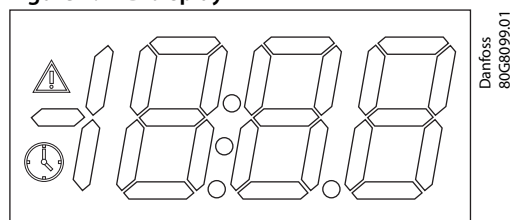
Dimensions

Figure 3: Dimensions



User interface

Figure 4: LED display



Control panel, type MMILDS

Table 5: User interface

Type	Features	Description
LED display	Display	LED 3-½ digits + sign
	Digits	Green colour
	Alarm/warning icons	Red colour
	Dimensions	45 x 17 mm
Keyboard	Number of keys	3
	Keys function	Set by the application software

Ordering

Product part numbers

Table 6: Product part numbers

Description	Code No.
MMILDS, 12 V, LED, CAN, Remote Display, Panel, I (25 pieces)	080G0233

Accessories part numbers

Table 7: Accessories part numbers

Description	Code No.
ACCCBI, MMILDS Cable RJ12/JST PH, 2 m Cable	080G0239

Certificates, declarations, and approvals

The list contains all certificates, declarations, and approvals for this product type. Individual code number may have some or all of these approvals, and certain local approvals may not appear on the list.

Some approvals may change over time. You can check the most current status at danfoss.com or contact your local Danfoss representative if you have any questions.

Table 8: Certificates, declarations, and approvals

File name	Document type	Document topic	Approval authority
080R1225.01	EU Declaration of conformity	EMC directive 2014/30/EU: EN60730-1: 2011 RoHS directive 2011/65/EU and 2015/863/EU: EN 50581: 2012	Danfoss

Online support

Danfoss offers a wide range of support along with our products, including digital product information, software, mobile apps, and expert guidance. See the possibilities below.

The Danfoss Product Store



The Danfoss Product Store is your one-stop shop for everything product related—no matter where you are in the world or what area of the cooling industry you work in. Get quick access to essential information like product specs, code numbers, technical documentation, certifications, accessories, and more.

Start browsing at store.danfoss.com.

Find technical documentation



Find the technical documentation you need to get your project up and running. Get direct access to our official collection of data sheets, certificates and declarations, manuals and guides, 3D models and drawings, case stories, brochures, and much more.

Start searching now at www.danfoss.com/en/service-and-support/documentation.

Danfoss Learning



Danfoss Learning is a free online learning platform. It features courses and materials specifically designed to help engineers, installers, service technicians, and wholesalers better understand the products, applications, industry topics, and trends that will help you do your job better.

Create your Danfoss Learning account for free at www.danfoss.com/en/service-and-support/learning.

Get local information and support



Local Danfoss websites are the main sources for help and information about our company and products. Find product availability, get the latest regional news, or connect with a nearby expert—all in your own language.

Find your local Danfoss website here: www.danfoss.com/en/choose-region.