

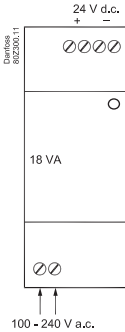
Instructions



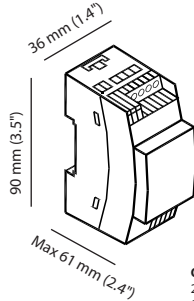
Power supply AK-PS 075, AK-PS 150, AK-PS 250

080R9257

AK-PS 075, 080Z0053



Input Voltage
100 - 240 V a.c.
50-60 Hz
0.4 A (120 V a.c.) /
0.2 A (230 V a.c.)

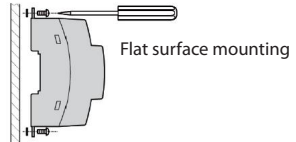
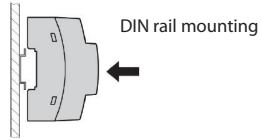


Output:
24 V d.c.
0.75 A
18 VA

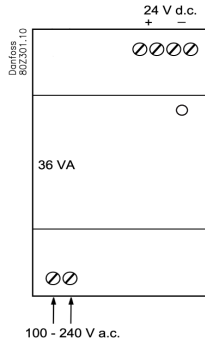
Mounting

The power supply can be snapped onto all mounting rails in accordance with EN 50022-35. Ensure mounting rails are fixed horizontally.

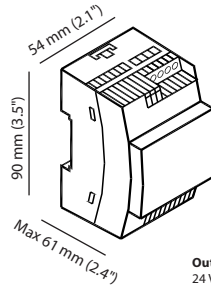
In order to comply with the UL approval, use copper cables that are designed for operating temperatures of 75 °C (167 °F)



AK-PS 150, 080Z0054



Input Voltage
100 - 240 V a.c.
50-60 Hz
0.85 A (120 V a.c.) /
0.4 A (230 V a.c.)



Output:
24 V d.c.
1.5 A
36 VA

Environmental Range:

IP20

Operation:

-25°C t_{amb} +70°C (-13°F < t_{amb} < 158°F)

Derating of output current:

2.5 % /K > +55°C (131°F)

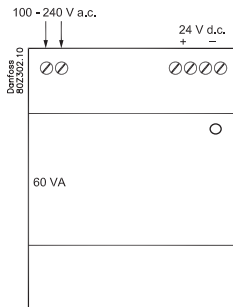
Storage:

-40°C to +85°C (-40°F < t_{amb} < 185°F)

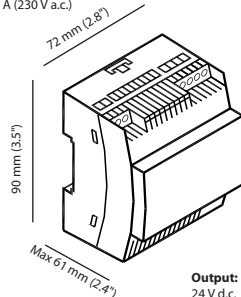
Humidity:

0 - 95% RH, non condensing

AK-PS 250, 080Z0055



Input Voltage
100 - 240 V a.c.
50-60 Hz
1.4 A (120 V a.c.) /
0.65 A (230 V a.c.)



Output:
24 V d.c.
2.5 A
60 VA

Approvals



UL File # E312396



Class II

080R9257

Connection / Connecting cable

To achieve a reliable and shockproof connection, strip the connecting ends according to table 1!

Table 1 Tableau 1 Tabla 1:	Starr Solid Rigide	Flexibel Stranded Souple Flexible	AWG	Anzugsmoment Torque Couple de serrage Par de apriete		Abisolierlänge Stripping length Longueur à dénuder Longitud a desaislar
	[mm ²]	[mm ²]		[Nm]	[lb in]	
① ②	0,2-2,5	0,2-2,5	24-12	0,6-0,8	5-7	L [mm] 6,5

Fuse

For device protection, there is an internal fuse (250 V AC / 125 V d.c.):

AK-PS 075 = 1.25 AT

AK-PS 150 = 3.15 AT

AK-PS 250 = 3.15 AT



If the internal fuse is triggered, there is most probably a malfunction in the device. In this case, the device must be replaced!

LED

LED	
On	Off
Normal operation of the power supply	1. The output voltage is less than 21.5 V. There is a secondary consumer short circuit or overload. 2. There is no input voltage or there is a device fault

Load Table AK I/O Modules

The AK-PS ___ has an output rating to power I/O devices in any combination. Refer to table below for individual I/O device power requirements.

Module name	Description	Inputs & Outputs	Power
AK-CM 101_ / 102_	Communications module		2 VA
AK-XM 101_	Universal input module	8 universal inputs	2 VA
AK-XM 102_	Digital input module (low voltage) / (high voltage)	8 digital inputs,	2 VA
AK-XM 103_	Universal input module & analog output module	4 universal inputs, 4 analog outputs	2 VA
AK-XM 107_	Pulse measuring	8 pulse inputs	2 VA
AK-XM 204_	Digital output module	8 relay outputs	5 VA
AK-XM 205_	Universal analog input & digital output module	8 relay outputs, 8 universal inputs	5 VA
AK-XM 208_	Bipolar stepper output module	4 bipolar stepper outputs	5 VA
AK-CC_ / PC_ ...	AK controller		8 VA